# Page 44: **Volume Guide 11/15/11**

**Use 4 lines**

**Definition and units to use: (page 78)**

**Use 6 lines**

| **1. LIQUIDS (p.78)** | **2. REGULAR SHAPE SOLID** |
|---|---|
| a.<br>b. | **a.**<br>**b.**<br>**c.** |

**Bottom half of page**

**3. DISPLACEMENT METHOD** (illustrated) for irregular Solids **(use last two paragraphs on P78 to describe and draw the four steps in displacement method.)**

| A. Fill the… | B. Slide the object… |
|---|---|
| C. What happens? | D. How to get volume |

# Page 44: **Volume Guide 11/15/11**

**Use 6 lines**

Definition and units to use: (page 78)

**INSTRUCTION MANUAL-**

To find the volume of: (List steps from p 78 to find the volume of each)



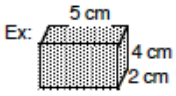





| **1. LIQUIDS (p.78)** | **2. REGULAR SHAPE SOLID** |
|---|---|
| a.<br>b.<br>picture | **a.**<br>**b.**<br>**c.**<br>picture |

**3. DISPLACEMENT METHOD** (illustrated) for irregular Solids **(use last two paragraphs on P78 to describe and draw the four steps in displacement method.)**

| A. Fill the…<br>picture | B. Slide the object…<br>picture |
|---|---|
| C. What happens?<br>picture | D. How to get volume<br>picture |