

# Science Notebook Layout **DON'T COPY UNDERLINED TEXT**

**Mrs. Aguirre's Webpage:** <http://www.quia.com/profiles/caguirre>



**38 Data Analysis:** What percent of the volume of each remains after pressure is increased?

Gas (air): Percent = ----- x 100 =

Liquid (water): ----- x 100 =

Solid (ice): ----- x 100 =

**Conclusion:**

A) The Gas \_\_\_\_\_ be compressed more  
(could/ could not) because.....

Use reasons from your notes on pages 35-37 Include: how CLOSELY PACKED THE MOLECULES MUST BE. Underline the word molecules

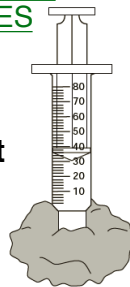
B) The Liquid \_\_\_\_\_ be compressed more  
(could/ could not) because.....

C) The Solid \_\_\_\_\_ be compressed more  
(could/ could not) because.....

For each (solid, liquid), Use reasons from your notes on pages 35-37. Include: how CLOSELY PACKED THE MOLECULES MUST BE. Underline the word molecules.

**Conclusion:**

The most surprising conclusion from this experiment was... Look at your hypothesis!




## 23 Squ eeeee zing molecules

**Problem:** How does the volume of matter change if pressure is increased?

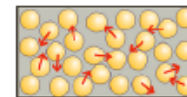
Info we have:

**Particle theory of matter**

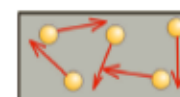
solic



Solid



Liquid



Gas

**Hypothesis:** Look at your pictures above:

What will happen to the volume of each as books are piled on (give % eg 100%, 0%, 50%, ? Give a reason for each.

Gas (air): The volume will be \_\_\_\_\_ % because \_\_\_\_\_

Liquid (water): The volume will be \_\_\_\_\_ % because \_\_\_\_\_

Solid (ice): The volume will be \_\_\_\_\_ % because \_\_\_\_\_

Pressure (Number of Books)	Gas Volume (cm <sup>3</sup> )	Liquid volume	Solid Volume
0	One		
1	notebook		
2	line		
3	For each		
4	line		

**Picture**

Draw the syringes with 4 books. Include numbers to show volumes with 4 books for solid, liquid, and gas.