


Texas Cowboy Packet

The Ranching and Farming Fron-



Name _____

Period _____

The Cattle Kingdom

The Spanish Conquistadors brought herds of cattle with them from Spain. Soldiers and priests at Spanish missions depended on cattle for the food. Thousands of cattle roamed free until, in the nineteenth century, enterprising Texans rounded up and began marketing the wild cattle. The Texas cattle kingdom was born.


Cattle ranches became important to the Texas economy. After the Civil War the demand for beef grew even greater. In Texas, cattle were selling for \$3 or \$4 per head. In the cities of the Northeast, the cattle were worth between \$30 and \$40 per head!

By 1865, stockyards and packing houses were opening in Chicago. Soon more beef processing plants appeared farther west in St. Louis and Kansas City. These plants were built to prepare the beef for shipment to cities in the North and East. Other markets were available as well. Army posts and Indian reservations in the Midwest and West wanted Texas beef. The major problem faced by the Texas ranchers was how to get the cattle to the nearest railroad lines. The tough longhorns provided a simple solution: they could walk.



Bandits, cattle thieves and the possibility of Indian attacks spelled danger. A burst of thunder could stampede thousands of cattle in every direction, trampling everything and everyone in their path. Life on the trail was often a lonely one. But the Texas cattle industry became a booming business.

Long cattle drives ended in the late 1880s, but the image of the cowboy and working cattle continued. Anglos, African-Americans, and Hispanics worked in the cattle industry. Even “calicos” (women) went up the trail. Other women became partners with their husbands or fathers ranching. The cattle industry was very much a part of Texas.



Native Americans were often displaced to make room for the great pasture ranches. Then the ranches were fenced with barbed wire. Windmills and artesian wells brought water to the thirsty cattle.

Texas ranchers, however, were producing too many cattle. Prices dropped. As prices went down., ranches were often broken up and land sold to farmers.

Still many big cattle ranches remained. Improved grasses and crossbreeding of herds helped the industry. Ranching moved onto the High Plains.

The Cowboy and Branding


The art of cattle branding can be traced as far back as ancient Egypt. Brands have been used as marks of identification at some time in all countries and civilizations.

Thousands of brands have marked cattle and horses in the American West for over three centuries.

Brands in the United States are typically made of letters, shapes and other symbols.

A cowboy had to be an expert at reading these brands so they would know which animal belonged to which ranch.

The cowboy got to know many brands by memory and knew how to read any brand he didn't recognize.



How to Read Cattle Brands

• Brands are usually read from the top to bottom, left to right.

• Horizontal lines are read as bars.

• Diagonal lines read as slashes.

Read the diagram at right to understand common patterns of cattle brands.

Some letters and symbols can be used upside down. This is called "crazy"



Horizontal lines are read as bars.
= Bar T Brand



Diagonal lines are read as slashes.
= Bar Slash Brand



Symbols that sit on curved lines rock.
= Rocking R Brand



Symbols attached to the bottom of curves swing.
= Swing Six Brand



Symbols can be boxed.
= Box B Brand



Symbols can be circled.
= Circle C Brand



Letters are lazy if they lie on their sides
= Lazy M Brand



Letters tumble if they look like they're falling.
= Tumbling T Brand



Sometimes parts of circles are used.
= Quarter Circle A Brand



Brands can do just about anything. They can walk.
= Walking F Brand



They can run.
= Running D Brand



They can even fly.
= Flying U Brand



Letters that are upside down are called "Crazy"
= Crazy Y

Cattle Brand Reading

Now that you're an expert at reading brands, see if you can decipher these real cattle brands used in Texas from 1836 to 1936. Use the word bank at right. Remember think creatively!



1.



11.



2.



12.



3.



13.



4.



14.



5.



15.



6.



16.



7.



17.



8.



18.



9.



19.



10.



20.

No Key Brand

Christmas Brand

Reverse R R Brand

7 UP Brand

Lazy DJ Connected Brand

V 8 Brand

Wagon Wheel Brand

Cow Head Brand

Arrow B Brand

2 Up and 2 Down Brand

T 4 Connected Brand

M Over W Brand

H H Connected Brand

J R Diamond Brand

Diamond Bar Brand

A Tea Pot Brand

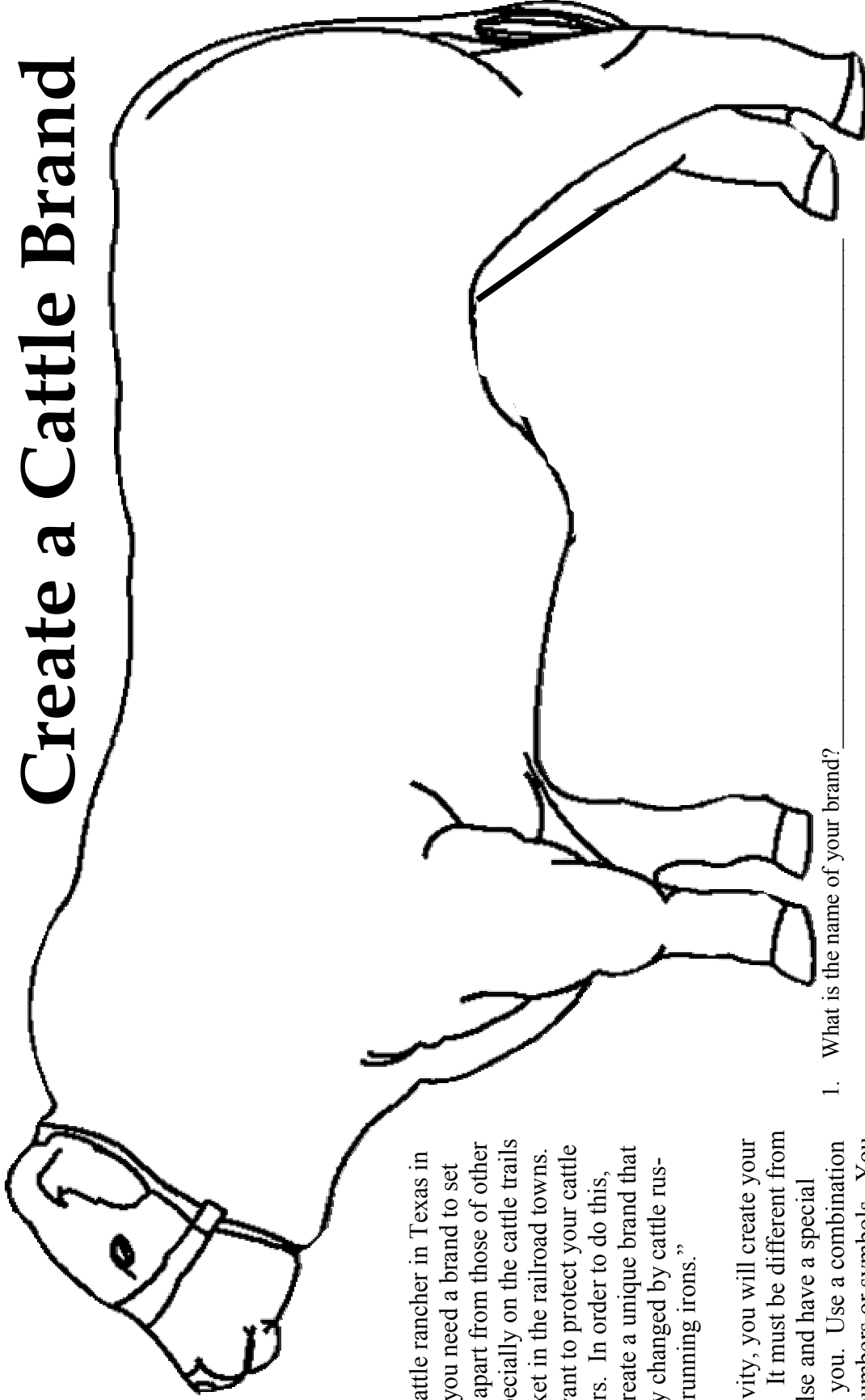
Cross Heart Brand

Boot T Brand

Rocking Chair Brand

Rafter Over 11 Brand

Create a Cattle Brand



As a new cattle rancher in Texas in the 1880s, you need a brand to set your cattle apart from those of other people, especially on the cattle trails and at market in the railroad towns. You also want to protect your cattle from rustlers. In order to do this, you must create a unique brand that is not easily changed by cattle rustlers with “running irons.”

In this activity, you will create your own brand. It must be different from everyone else and have a special meaning to you. Use a combination of letters, numbers or symbols. You can also use the special styles of letters (lazy, crazy, rocking, etc) or numbers discussed on the “The Cowboy and Branding” page.

Once you have designed your brand, put it on the cow above the top of the rear leg. Then color the cow brown. Then answer the questions that follow.

1. What is the name of your brand? _____

2. Explain the parts of your brand _____

3. Why did you choose this design? _____

4. Modern companies have “brands” that we identify with their products. List 2 of these companies and describe what their brand looks like. _____

The Life and Times of Texas Cowboys

Life on the Cattle Trail. A trail drive began with a **roundup**. Cowboys rode the open range, herding the longhorns to a central camp. Cowboys from different ranches usually worked to collect the cattle. Calves and unmarked strays were branded and the animals were separated into herds.



The drive north followed one of the cattle trails. It began when the grass was green so that the cattle could eat as they moved. Some ranchers rode along and used their own cowboys, but most hired others to move the cattle. Charles Schreiner, John Lytle, and John Henry Stephens made large sums of money herding other people's cattle to market.

Herds on the trail ranged in size from several hundred cattle to as many as 3,000. The larger herds required fifteen to twenty or more cowboys. The cowboys needed fifty to sixty horses to do their work. Each cowboy used several horses in relays of two or three, so a fresh mount was always available. The group of horses on the drive was called the **remuda**, Spanish for "exchange." A **trail boss** was in charge of the entire outfit. The boss had to plan the drive, keep the business records, and handle some fifteen independent cowboys. To help with these duties, the trail boss usually had a **ramrod**, or assistant.

A good **camp cook** was also a necessity. The cook usually traveled ahead of the herd and had meals prepared when the outfit caught up. The cook was in charge of a chuckwagon loaded with food. Meals on the trail consisted of beans, beef, cornmeal, molasses, and coffee. Every night the cook pointed the tongue of the wagon toward the North Star. This provided an accurate direction for the next day's drive. Nearly as important as the camp cook was the **scout**. The scout rode ahead and reported on trail conditions, water sources, or any signs of trouble.

A day on the trail began before sunrise. After breakfast, the cowboys would choose their horses from the remuda. The two or three most experienced cowboys, known as **pointers**, rode in front of the herd to guide it in the right direction. Most of the cowboys rode along the side, or **flanks**, of the herd to keep it together. The least-experienced cowboys rode in the rear, or **drag** position. A large herd would spread out over a half mile and the good riders in the rear "ate" dust the whole trip. On a good day, a trail-driving outfit could cover fifteen to eighteen miles.

Lack of water and the summer heat were constant problems on the trail. The cowboys always had to be alert for **rustlers** (cattle thieves), and the possibility of Native American attacks. A burst of thunder and lightning could stampede thousands of cattle in every direction, trampling everything and everyone in their path. In 1882, a thunderstorm stampeded eleven herds of cattle waiting to cross the Red River at Doan's Crossing. For 10 days, more than 125 cowboys chased some 30,000 frightened cows.



The Cowboys The famous ranchers and giant ranches could never have produced cattle and profit without the cowboys. Most cowboys were young men, usually in their early twenties.

They faced stampedes, Native American attacks, blizzards, floods, and hours of hard labor. On trail drives, it was not unusual for a cowboy to sleep in the saddle while riding 24 hours at a stretch. For all of their work and hardship, cowboys received wages of twenty to twenty-five dollars a month.



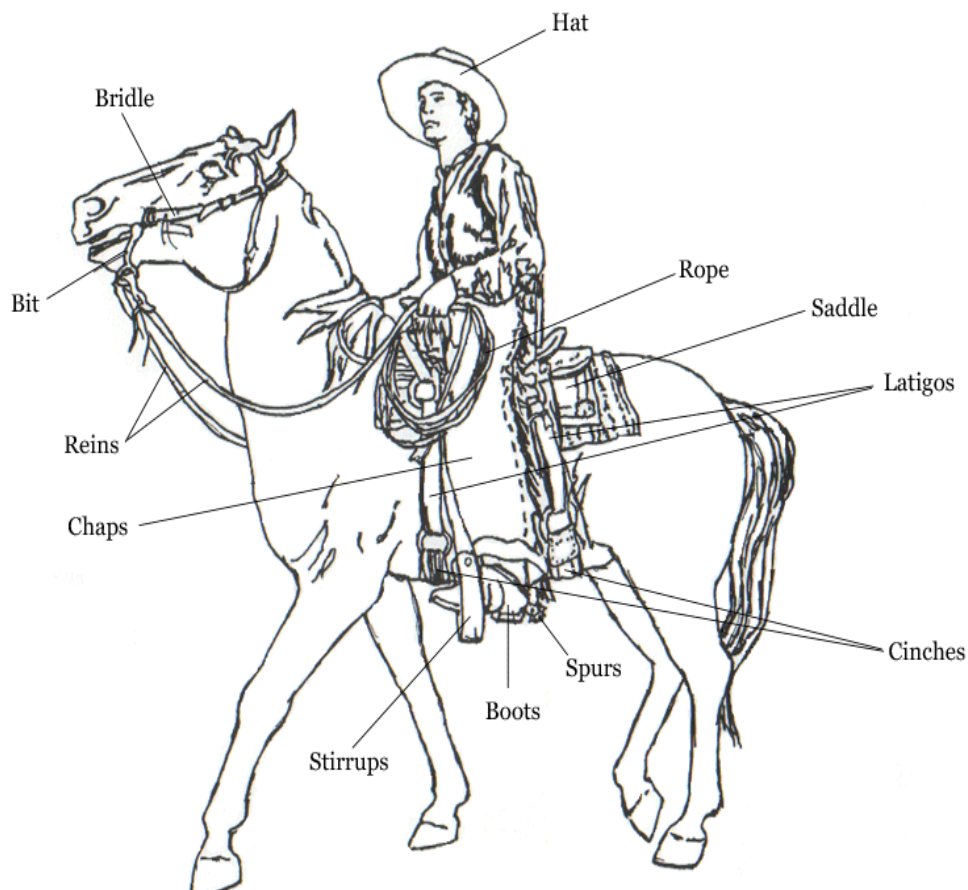
On many Texas ranches, at least half of the cowboys were African-Americans or Mexican-Americans. Bose Ikard, a black cowboy, was one of Charlie Goodnight's most trusted hands. Jim Perry and Matthew "Bones" Hooks were two other well known black cowboys. Mexican-American Ramon Alvarado was a famous boss on the

King Ranch. Daniel Webster "80 John" Wallace was a respected black cowboy who eventually bought his own ranch. The ranch covered 8,000 acres of Mitchell County.



The tradition and style of the cowboys began in Mexico. Many words used by the cowboys came from the Spanish language. Among these are **remuda** as well as **ranch**, from the Spanish word *rancho*. All cowboys used a long light rope called a **lariat**, from the Spanish word *la reata*. The lariat was also known as a **lasso**, from the Spanish word *lazo*. Contests of roping and riding took the name **rodeo**, from the Spanish word for "roundup" or "surrounding."

The Cowboy



Job Descriptions. Write each description below under the heading for the correct job.

Ride along the side of the herd	Least experienced cowboys	Report on conditions ahead of herd
In charge of the chuck wagon	Most experienced cowboys	Keep business records
In charge off the entire outfit	Assistant to trail boss	Plan the drive
Ride in front of the herd to guide it	Round up and brand cattle	Handle cowboys
Ride in the rear of the herd	Prepare meals	Most cowboys
Look for water	Look for signs of trouble	Move cattle to railroad lines
Travel ahead of the herd to set up camp	Keep the herd together	

Cowboy

1. _____
2. _____

Trail Boss

3. _____
4. _____
5. _____
6. _____

Ramrod

7. _____

Camp Cook

8. _____
9. _____
10. _____

Scout

11. _____
12. _____
13. _____

Pointers

14. _____
15. _____

Flank Position

16. _____
17. _____
18. _____

Drag Position

19. _____
20. _____

Word Scramble. Use the clues to unscramble the vocabulary words below.

- | | |
|-----------------------|---|
| _____ 20. NARBD | design burned into cattle as proof of ownership |
| _____ 21. POUNDRU | the herding of longhorns into a central camp as the start of a trail drive |
| _____ 22. MAEURD | group of extra horses on a cattle drive |
| _____ 23. SESRLRTU | cattle thieves |
| _____ 24. AATILR | long, light rope used by cowboys |
| _____ 25. BBDRAE EIRW | two wires twisted together and held with small barbs about two inches apart |
| _____ 26. DROMAR | the assistant to the trail boss on a cattle drive |
| _____ 27. GHONNLR | the new breed of cattle that developed from Spanish and Anglo-American cattle |

Map: Texas Cattle Trails, c. 1870

Part A – BE SURE TO USE YOUR MAP RULES!!

Using the map on pg 415 of your book color and label the following items on the map on the back of this page. *Be sure to include a key* in the white box provided. The key should include the colors and any symbols you included on the map. **REMEMBER TO CREATE A KEY AND A COMPASS ROSE!**

States

Texas
Kansas
Louisiana
Arkansas
Missouri
Iowa
Nebraska

Territories

Unorganized Territory
New Mexico Territory
Colorado Territory
Wyoming Territory

Rivers

Rio Grande
Red
Mississippi
Arkansas
Missouri

Ranches

King Ranch
XIT Ranch
JA Ranch
Wallace Ranch

Cities

San Antonio
Austin
Fort Worth
Kerrville
Pueblo
Dodge City
Topeka
Baxter Springs
Sedalia
Denver
Ellsworth
Abilene
Cheyenne
Ogallala

Cattle Trails

(Labeling will be
in your Key)
Goodnight-Loving
Great Western
Chisolm
Sedalia

Railroads

Draw all railroads
that are included
on the map

Part B – Answer the following questions using the map and Ch. 18

1. Through how many states and territories did the Texas Cattle Trails pass?

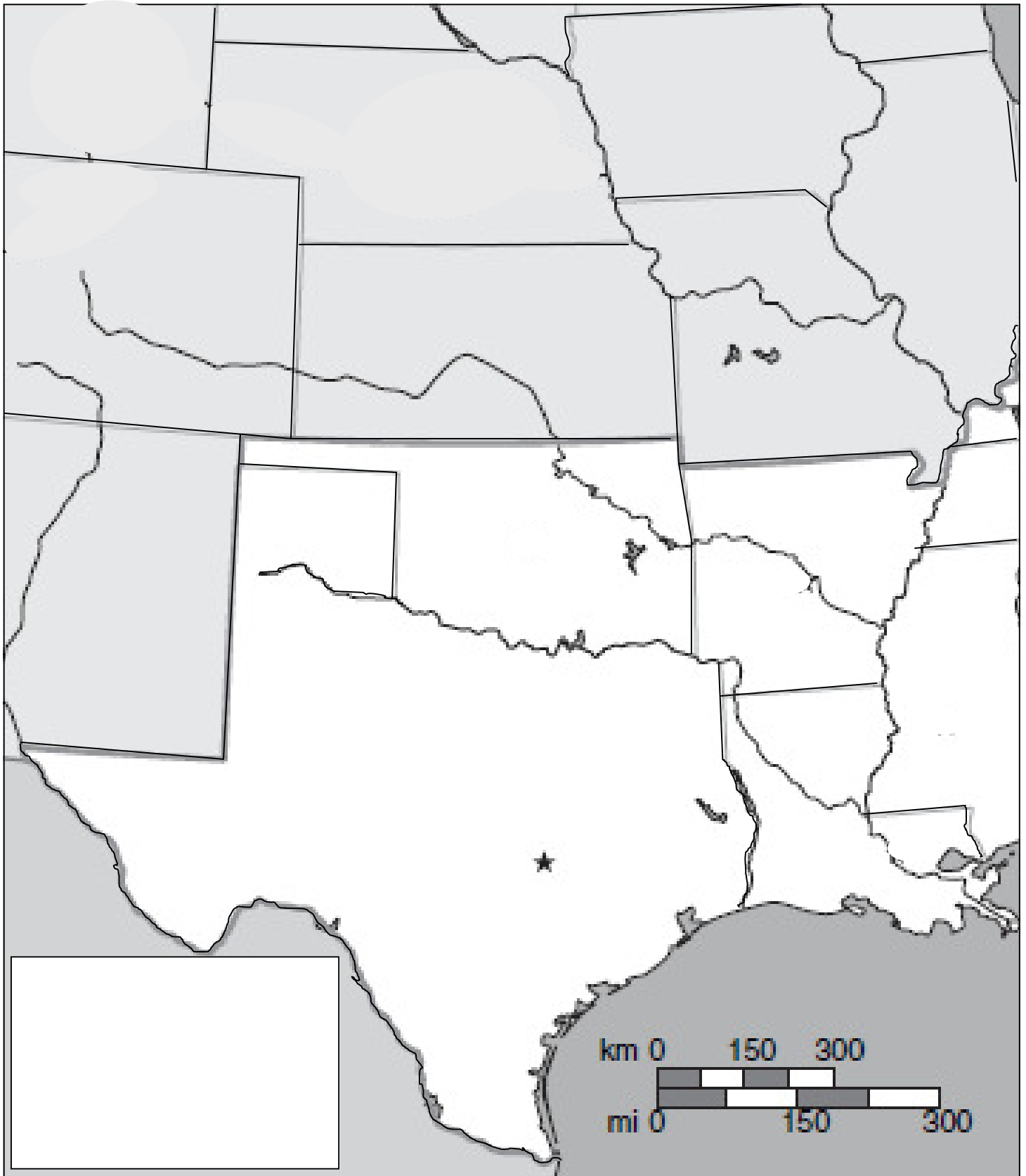
2. What was the reaction of Missouri farmers to the cattle herds traveling along the Sedalia trail?

3. Which trail began furthest South? Which trail traveled the furthest West?

4. Which trail would the Wallace Ranch most likely use to get his cattle to Ogallala, Nebraska?

5. How far did a cattle crew have to travel to get from San Antonio, TX, to Abilene, KS? If a cattle crew averaged 12 miles per day, how long would that trip take them?

Texas Cattle Trails Map



The Cattle Drive Crew

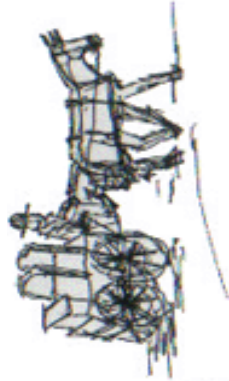
Label the positions on the cattle drive as described in the reading.
Terms to use:

Pointers, Remuda, Flank, Wrangler, Chuckwagon/Cook, Drag, Trail Boss, Point

6. _____

5. _____

7. _____



2. _____



1. _____



2. _____



3. _____



3. _____



4. _____




4. _____



4. _____

3. _____

3. _____



The Cattleman and the Farmer in West Texas

One of the most popular subject of Western cowboy stories is the great cattle drives north. Charles Goodnight, who opened the Goodnight-Loving trail, was a famous rancher and trail driver. He has left a manuscript called "Managing a trail herd" that is fascinating in all detail. Read carefully his story of stampedes below; then answer the questions.

When cattle are first started, the risk of stampedes is great. They are nervous and easily frightened; the slightest noise may startle them into running. Some cattle are stampedeers by nature. The greatest losses occurred in the night when all was utter confusion. A herd was more likely to run on a dark night than on a moonlight night. The remarkable thing about it was that the whole herd started instantly, jarring the earth like an earthquake. We could not divide the course they were taking until they had gone far enough for the sound to guide us—unless they were coming toward us. In that case I led the herd, holding them back as much as possible. As soon as the herd was strung out, we would turn the leaders back. They would circle and go into what was called a "mill," invariably moving to the right (if any old trailman ever heard of a herd moving to the left, I would like to hear from him).

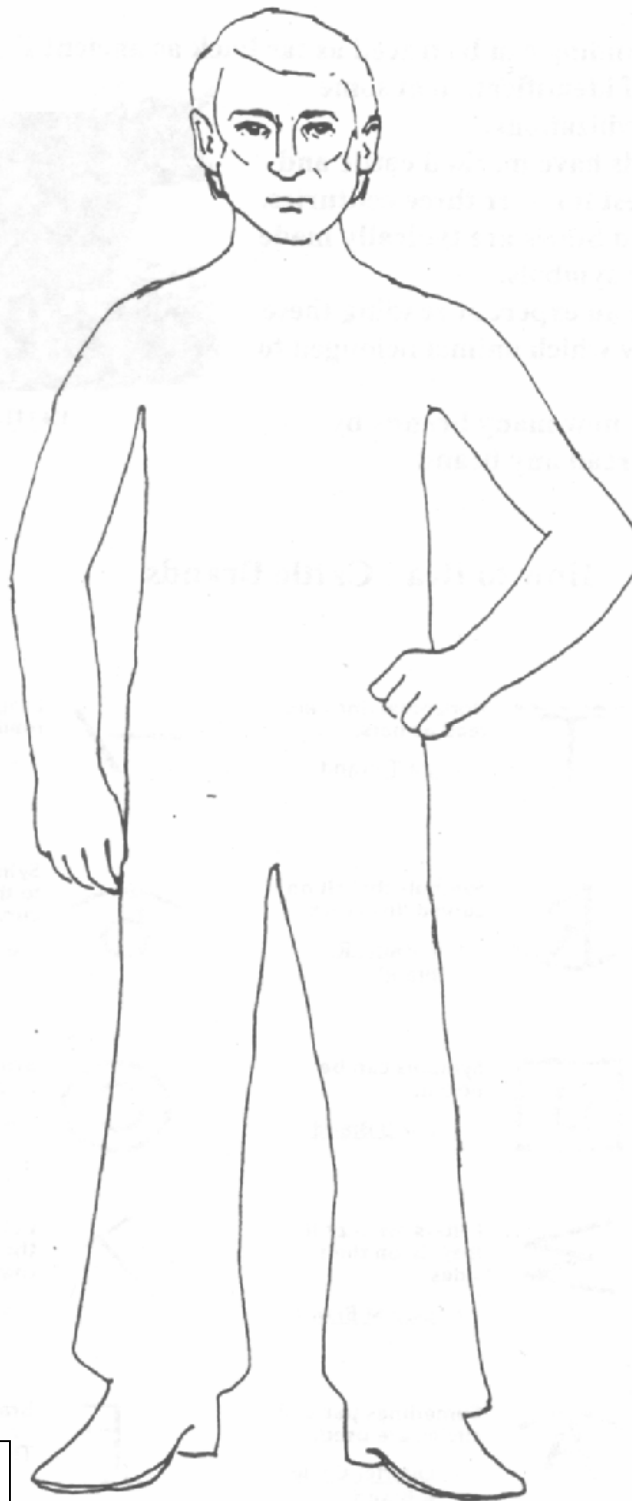
The cattle would run until they were tired and we gradually spread them and they would settle down. We never took the cattle back to the same bed ground, for we knew that they would run again. We always tried to find the highest ground. Once settled they would generally be quiet. As a rule it took several days to rid the cattle of the effects of a stampede. The most successful way I found was to drive them all night. This way had them under control with the men all around them. I placed two of my most skillful men behind at what we called the corners and four more in front. If it was dark and the cattle had been badly stampeded they would not go far until they began to run again; not all of them would be running, however. Strange to say, there would be about one-half the herd that were marching along as though nothing had happened, while the rest of the herd would be going at a mad rate. The stampedeers would come up one side at full speed, but when they reached the front the men in the lead would catch them and turn them back on the other side; then the men on the corners would drive them back again. These cattle would run until they were in great distress.

We followed this method again the next night and the cattle were cured. They never stampeded again. On nights when an electric storm was in progress, we could see the lightning playing on the horns of the cattle and on the horses' ears, resembling lightning bugs.

From H.T. Burton, "A History of the JA Ranch," Southwestern Quarterly. XXXI (April 1928). Pp 330-355

1. **When is the risk of stampede the greatest? Why?** _____
2. **When do the greatest losses occur? Why?** _____
3. **When could the leaders of a stampede be turned?** _____
4. **What is a mill?** _____
5. **In what direction do cattle circle?** _____
6. **How long will they run?** _____
7. **Why were they not returned to the original camping place?** _____
8. **How did the cowboys cure the stampedeers?** _____
9. **Where was lightning visible during the electric storm?** _____

COSTUME CREATION



Using the packet about cowboy clothes, dress the cowboy. He needs a hat, bandana, shirt, chaps, boots and spurs. In the area around the cowboy, tell the purpose and uses of the each piece of clothing and equipment.

Chapter 18 Review Questions

Use Ch. 18 (pp 410-427) in your textbook to answer the following questions

Section 1

Answer the following:

1. Who brought the first cattle to Texas? _____

2. Why did the cattle industry become profitable after the Civil War?

Name four important cattle trails 3. _____ 4. _____

5. _____ 6. _____

Name 3 difficulties faced by cowhands on the cattle drive. 7. _____

8. _____ 9. _____

10. What came to Texas that ended the need for long cattle drives?

Section 2

Identify the following

11. Charles Goodnight -

12. J.F. Glidden -

13. Henrietta King -

Answer the following

Name four major Texas cattle ranches. 14. _____ 15. _____

16. _____ 17. _____

Name two other livestock industries that merged on the Texas Range.

18. _____ 19. _____

Name three reasons why the cattle industry changed in the late 1880s.

20. _____ 21. _____ 22. _____

Section 3

Answer the following

23. Why did the westward movement of farmers increase after the Civil War? _____

24. Name the most important crop grown in Texas after 1870. _____

Name 2 problems faced by tenant farmers and sharecroppers after the Civil War ended.

25. _____ 26. _____