

Picturesque Penmanship

Cursive




Left-handed Writers



Slant your paper like this.
Hold your paper steady with your right hand.

Right-handed Writers



Slant your paper like this.
Hold your paper steady with your left hand.

Writing Picturesque Cursive

Volume One

Third Edition Copyright 2016.

Published by Life In America
All rights reserved.

Cover Design: Ellen Gardner Ahlberg

Graphic Designer: Ellen Ahlberg

Some of the images used herein were obtained from Adobe PageMaker 7.0, 2001.

Some of the images used herein were obtained from Microsoft Corporation's Microsoft Publisher 2000 product, 1999.

Some of the images used herein were obtained from Microsoft Corporation's Microsoft Encarta Encyclopedia, 1996.

No part of this publication may be transmitted, stored or recorded in any form without written permission from the publisher.

D'Nealian Manuscript

a b c d e f g h i j k l m
n o p q r s t u v w x y z
A B C D E F G H I J K L M
N O P Q R S T U V W X Y Z

Meadow's Cursive

a b c d e f g h i j k l m
n o p q r s t u v w x y z
A B C D E F G H I J K L M
N O P Q R S T U V W X Y Z
0 1 2 3 4 5 6 7 8 9 . ? ! , " " ' ' "

The Picturesque Method of Teaching Handwriting

The Meadows font used in this book was developed based on brain research. It is a continuous-stroke printing method. The printing is slanted with little "curve" endings on many letters. It also uses a slightly slanted, plain style of cursive. Dr. Feland Meadows owns the copyright to this font. This publication uses it by permission.

Activities

It is certainly a good idea to follow a structured handwriting curriculum. All too often, children can barely print their name or write properly. What's most important is you devote ten minutes a day to handwriting activities up through fourth grade. For instance, rote work is necessary so that children learn how to imitate strokes that form each letter, as well as how to copy letters, words and sentences. Remember, without instruction, children will write their letters in very inefficient ways. Let's look at some inspiring activities that will help.

Kindergarten

Clay Figures Encouraging children to construct the letters from clay or write them with their finger in cornmeal will aid with recognition and fine motor skills. It is important that when writing they pay close attention to the places where the letter starts and stops.

Grades 1-2

Capitals Around the Town Try to discuss road signs during your travels. What are the letters? Are they capital or lowercase? Let your child(ren) copy the words on paper and/or draw their own road signs.

Grades 1-3

Unsloppy Copy Copying words is a great strategy for children to improve their handwriting. You can edit their work and they can rewrite it (once in a while). Additionally, write a series of words that are linked by theme, such as: "square," "circle," "triangle," and "dog." Tell the child(ren) to copy only the theme-linked words. Perhaps the more advanced child(ren) can write the word that does not fit in cursive.

Grades 2-4

Run-on Sentences Print a sentence with no spaces. The children have to figure out where the spaces belong in order to copy the sentence properly (Iseeyou.).

Grades 3-5

Top Five List Have your child(ren) make a "top five" list (e.g., their favorite animals, foods, colors, etc.). Tell them to print the list and also write it in cursive. Tell them to ask someone else to read it. Is it neat enough?

Grades 4-6

Daily Reporter Let's keep a journal of what happened during the day or a lesson learned. Write the facts about a particular event. For instance, the child(ren) can print the event and respond to the event (e.g., feelings, emotions) in cursive writing. Perhaps the children can write every other sentence in cursive and every other sentence in print. Have them illustrate the event first and then write their descriptions. Have fun!

What to Teach and When

The following guidelines may help your child(ren) advance from one writing stage to another.

Kindergarten

At this stage, children learn to print capital letters, numbers and lowercase letters. Your children may be writing letters to which they have not yet been introduced. When this occurs, simply tell them the letter's sound (not the name) and assure them that they will learn more about the letter later. Having encountered new letters in the writing process will enhance recognition in reading. This is especially true for the child that learns best hands on.

Your child(ren) will imitate you in printing very simple words and sentences.

First Grade

Your child(ren) will review letter and number formations. They will be writing words and sentences and begin writing paragraphs too. Encourage students to trace pictures, reminding them to use up to down strokes. Cursive can be introduced as well.

Second Grade

Children will review letter and number formation. They will also write words, sentences, paragraphs and stories. Continue tracing, coloring and painting will also help the student learn to be careful and correct. Cursive writing may be practiced as well.

Third Grade

Children should have begun cursive by third grade. They will still continue printing. Encourage students to make frames for their best work. Students may copy poetry and scriptures.

Fourth Grade

Children will continue to refine their cursive. They will use cursive for writing that "flows" or for note-taking. Begin giving dictations for the student to write. This will help increase speed.

Fifth and Sixth Grade


Let's not give up on older students with poor handwriting. They can unlearn sloppy handwriting habits and still learn new skills. Displaying student work will create a desire to produce their best.

Letters in the Order of Appearance

A.....	2
T.....	6
R.....	10
P.....	14
O.....	18
M.....	22
E.....	26
N.....	30
S.....	34
L.....	38
C.....	42
W.....	46
B.....	50
Y.....	54
F.....	58
G.....	62
D.....	66
H.....	70
V.....	74
U.....	78
Q.....	82
J.....	86
I.....	90
K.....	94
X.....	98
Z.....	101

Writing Warm Up

Trace the picture below.



a a a a

a

A a

a

a

a

a

a

a

a

a

a

a

a

a a a a

a



a

a

a

Africa

America

Australia

Andover


Art

Ants

Antarctica

Asia

a a a a



a

a

a

a

adult

always

answer

art

ask

alter

aid

ants

Writing Warm Up

Trace the picture below.



T T T T

t

T

t

t

t

t

T

T

T

T

t

t

t

t

T T T T



T

T

T

T

Titus

Timothy

Taylor

Theresa

Templeton

Terri

Tim

Theme

t t t t t



t

t

t

t

tiger

the

there

these

them

timid

talk

tell

Writing Warm Up

Trace the picture below.



R R R R

r

R r

r

r

r

R

R

R

R

r

r

r

r

R R R R



r

r

r

r

Roberto

Roger

Rebekah

Robin

Robert

Renee

Realty

Rufus

R R R R



r

r

r

r

resist

rest

realty

river

reach

rear

rent

read

Writing Warm Up

Trace the picture below.



P P P P

P p

p

p

p

p

P

P

P

P


p

p

p

p

P P P P



P

P

P

P

Patti

Pat

Pam

Philadelphia

Percy

Peggy

Pompeii

Princess

p p p p p



p

p

p

p

pig

print

porcupine

pretty

present


pink

power

piece

Writing Warm Up

Trace the picture below.



o o o o

O

o

o

o

o

o

o

o

o

o


o

o

o

o

O O O O



O

O

O

O

Oklahoma

Olga

Owls

Orlando

October

Oxen

Outstanding

Ordinary

o o o o o



o

o

o

o

or

out

our

owl

octopus


ostrich

old

often

Writing Warm Up

Trace the picture below.



m m m m

m

M m

m

m

m

m

m

m

m

m

m

m

m

m m m m



m

m

m

m

Martha

Mom

Montana

Michigan


Mary

Miami

Mike

Melvin

m m m m



m

m

m

m

monkey

miss

my

myself

me


most

meat

many

Writing Warm Up

Trace the picture below.



É É É É

É e

e

e

e

e

É

É

É

É


e

e

e

e

E E E E



E

E

E

E

Eva

Elizabeth

Evan

Erin

Everlasting

Eve

Europe

Edward

e e e e e



e

e

e

e

enter

everyone

enjoy

entertain

eagle

exhaust

east

exit

Writing Warm Up

Trace the picture below.



n n n n

n

n

n

n

n

n

n

n

n

n

n

n

n

n

n n n n



n

n

n

n

New Mexico

New York

Neil

Nancy

Ned

Nick

Nicholas

Nebraska

n n n n



n

n

n

n

newt

new

name

noisy

neat

north

now

number

Writing Warm Up

Trace the picture below.



S S S S

S

s

s

s

s

s

S

S

S

S


s

s

s

s

S S S S



S

S

S

S

Sam

Samantha

Steve

Stephen

Stanley

Sara

Sheila

Sharon

s s s s s



s

s

s

s

stick

step

stolen

store

stink

still

stamp

steel

Writing Warm Up

Trace the picture below.



L L L L L

L l

l

l

l

l

L

L

L

L


l

l

l

l

L L L L



L

L

L

L

Louisiana

Linda

Luis

Lisa

Liz

Louis

Lew

Library

l l l l l



l

l

l

l

large

lip

love

low

lobster


land

liver

lost

Writing Warm Up

Trace the picture below.



C C C C

C c

c

c

c

c

C

C

C

C

c

c

c

c

C C C C



C

C

C

C

California

Carlos

Cathy

Connecticut


Crustaceans

Can't

Candace

Carol

c c c c c



c

c

c

c

cocoon

cost

count

clever

collect


cents

color

culture

Writing Warm Up

Trace the picture below.



W W W

W

w

w

w

w

w

W

W

W

W

w

w

w

w

W W W



W

W

W

W

Wendy

Wanda

Wilimina

Waltmire

Warrington

Washington

West

Waterford

u u u u



u

u

u

u

weather

where

when

whale

what

winter

wagon

write

Writing Warm Up

Trace the picture below.



B B B B

B b

b

b

b

b

B

B

B

B

b

b

b

b

B B B B



B

B

B

B

Bolivia

Boston

Beaver

Burp


Bismark

Bermuda

Biology

Brenda

h h h h h



h

h

h

h

big

bee

by

bent

bus

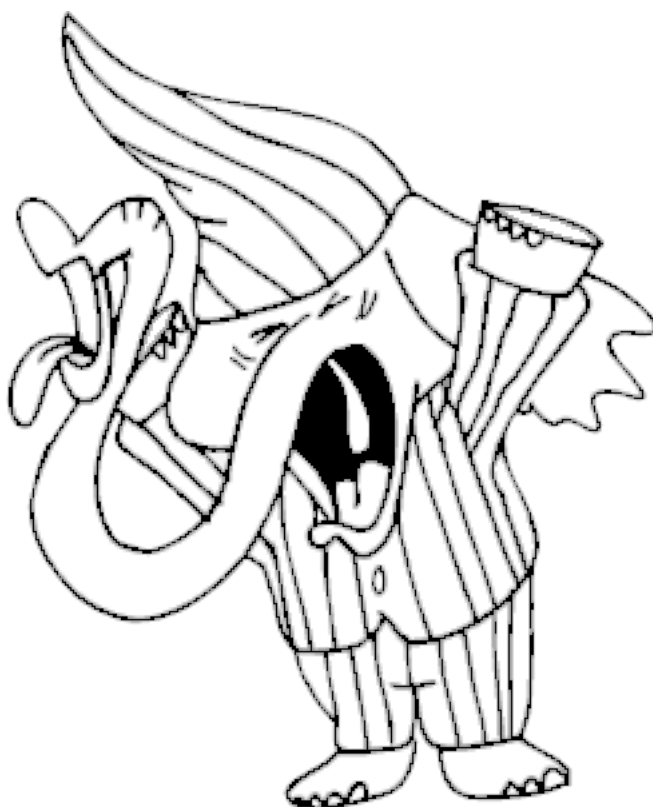
best

beak

bug

Writing Warm Up

Trace the picture below.



y y y y

y y

y

y

y

y

y

y

y

y

y

y

y

y

y

y y y y



y

y

y

y

Yak

You're

Yvonne

Yogurt


Yipee

Yeah

Yams

Yesterday

y y y y



y

y

y

y

yo-yo

yummy

yes

year

yard


yellow

your

yarn

Writing Warm Up

Trace the picture below.



F F F

F f

f f f f

F

F

F

F

f f f f f

F F F F



F

F

F

F

France

Fran

Fernandez

Florida


Franklin

Frank

Fiji

Fitzgerald

f f f f



f f f f

friend

free

frog

four

find

family

from

fist

Writing Warm Up

Trace the picture below.



G G G G

G g

g

g

g

g

G

G

G

G

g

g

g

g

G G G G



G

G

G

G

Grandpa

Grandma

Georgia

George

Geography

Gentiles

Gilbert

Greenbary

Picturesque Penmanship

g g g g g



g

g

g

g

green

golf

ginger

great

gift


give

gentle

gross

Writing Warm Up

Trace the picture below.



D D D D

d

D d

d

d

d

D

D

D

D

d

d

d

d

d d d d



d

d

d

d

different

dig

deep

drop


drill

dream

drip

dent

D D D D



D

D

D

D

Denver

Dallas

Daddy

Diary

Denmark

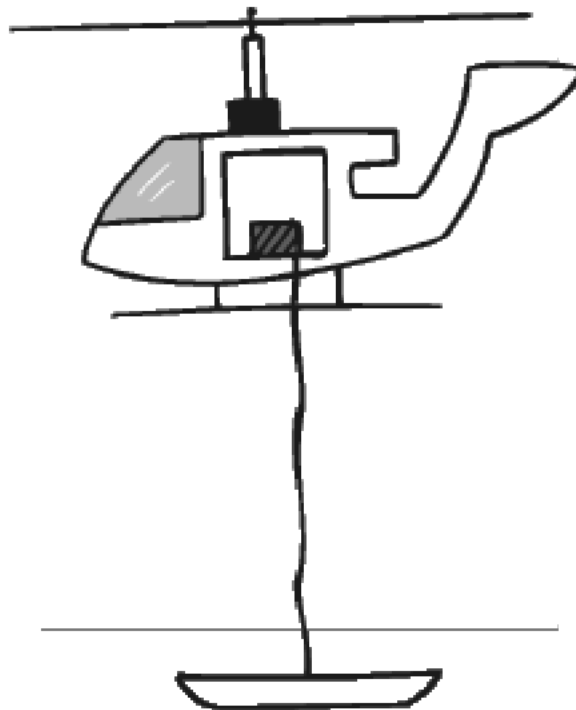
David

Dorothy

Dennis

Writing Warm Up

Trace the picture below.



h h h h

h

H h

h

h

h

h

h

h

h

h

h

h

h

H H H H



H

H

H

H

Hillary

Henry

Hampshire

Holly


Hawaii

Hong

Hoover

Heather

h h h h



h

h

h

h

history

hint

hill

his

her


home

hide

heat

Writing Warm Up

Trace the picture below.



U U U

u

U

u

u

u

u

U

U

U

U

u

u

u

u

v v v v v



v

v

v

v

velvet

vanish

very

van

vote

vent

violet

vein

V V V V



V

V

V

V

Victoria

Victory

Vincent

Venezuela

Vanderbelt

Victor

Vanna

Vancouver

Writing Warm Up

Trace the picture below.



u u u u

U

u

u

u

u

u

u

u

u

u

u

u

u

u u u u



Ulysses S. Grant

u

u

u

u

Ursula

Under

Utopia

Umbrella

Unbelievable

Umpire

Uncles

Understand

u u u u



u

u

u

u

unjust

uplift

united

use

understand

untie

usual

underwear

Writing Warm Up

Trace the picture below.



Q Q Q Q

Q

q

q

q

q

q

Q

Q

Q

Q

q

q

q

Q Q Q Q



Q

Q

Q

Q

Queen

Quail

Quiet

Quintin

Quiver

Quandry

Quiz

Quilt

q q q q q



q

q

q

q

quick

quit

quarrel

quill

quail

question


quaint

quest

Writing Warm Up

Trace the picture below.





j

j

j

j

j

j

j

j

j

j

j

j

J J J J J



J

J

J

J

Jaguar

Janice

Janet

Justin

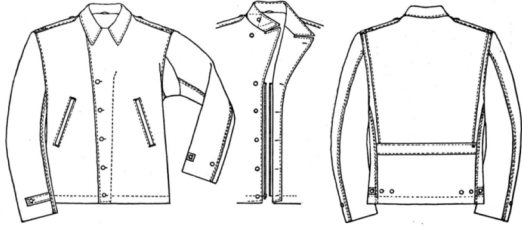
Jennifer

Jan

Jeff

Jenn

j j j j j j



j

j

j

j

juice

job

jam

joy

jeep

jet

jar

jaw

Writing Warm Up

Trace the picture below.



l l l l

i

l

i

i

i

i

l

l

l

l

i

i

i

i

I I I I I



I

I

I

I

Ingrid

Indiana

Illinois

Industry


International

India

Iris

Institute

i i i i i i



i

i

i

i

is

into

in

ignore

invite


illustrate

interest

indigo

Writing Warm Up

Trace the picture below.



K K K K

k

k

k

k

K k

K

K

K

K


k

k

k

k

K K K K



K

K

K

K

Kentucky

Kansas

Karen

Kathy

Kevin

Kendal

Keith

Kim

k k k k



k

k

k

k

kind

kiss

keep

knife

kangaroo

kite

kitchen

kitten

Writing Warm Up

Trace the picture below.



x x x x

x

x

x

x

x

x

x

x

x

x

x


x

x x x x

x

x x x x

x



x

x

Xavier

X-ray

xylophone

Max

box

Fox

There is a fox in the box.

z

z

z

z

z

z
z
z
z
z
z
z
z

z

z

z



z z z z

z

z

z

z

z

z

z

z

z


z

z

z

z

z



z

z

z

z

z

Zippy

Zoom

Zoe

Zachary


zebra

zucchini

The zebra ate zucchini.

Writing Warm Up

Trace the picture below.



Numerals

0 - 4

0

1

2

3

4

0

1

2

3

0

2

3

Numerals

5 - 9

5

6

7

8

9

5

6

7

8

5

6

8

Numerals

0 - 4

0

1

2

3

4

0

1

2

3

0

2

3

Numerals

5 - 9

5

6

7

8

9

5

6

7

8

5

6

8