

## Lesson 1

# Greetings and Intros

### Key Words

English	Transliteration	Arabic
Hello	Marhaba	مَرْحَبًا 
Hello (reply)	Ahlan	أَهْلًا 
I	Ana	أَنَا 
name	ism	اسْم 
My name	ismee	اسْمِي 
what	ma	مَا 
Your name (male)	ismak	إِسْمَكَ 
Your name (female)	Ismik	إِسْمِكَ 
Goodbye (peace be with you)	Ma'a s-salamma	مَعَ السَّلَامَةِ 

**A. Pair Work: Listen to the conversation. Then practice with a partner.**

 سَمِير: مَرْحَبًا. اسْمِي سَمِير. مَا اسْمُكَ

 زينة: أَهْلًا. اسْمِي زينة.










**B. Practice the conversation again with your partner. Use your own names.**

**C. Class activity. Meet six classmates. Write your classmates' names on the lines.**

**My classmates**

1. \_\_\_\_\_
2. \_\_\_\_\_
3. \_\_\_\_\_
4. \_\_\_\_\_
5. \_\_\_\_\_
6. \_\_\_\_\_

**Useful Expressions:**

<b>(M) how are you</b>	<b>kefa haluka</b>	 كَيْفَ حَالُكَ
<b>(F) how are you</b>	<b>kefa halukii</b>	 كَيْفَ حَالُكِ
<small>Fine, thanks be to God</small>	<small>bikhair, al-Hamdu lillaah</small>	 بِخَيْرِ الْحَمْدِ لِلَّهِ
<b>good morning</b>	<b>sabbah al-khayr</b>	 صَبَاحَ الْخَيْرِ
<b>good evening</b>	<b>masaa' al-khayr</b>	 مَسَاءَ الْخَيْرِ
<b>peace be on you</b>	<b>as-salaamu 'alaykum</b>	 السَّلَامُ عَلَيْكُمْ
<b>and on you be peace</b>	<b>wa 'alaykum as-salaam</b>	 وَعَلَيْكُمْ السَّلَامُ

**Subject Pronouns**

English	Transliteration	Arabic
<b>you (masculine)</b>	<b>anta</b>	 أَنْتَ
<b>you (feminine)</b>	<b>anti</b>	 أَنْتِ
<b>he</b>	<b>huwa</b>	 هُوَ
<b>she</b>	<b>hiya</b>	 هِيَ