


















**Note to Parents:** Fill in the month and dates, and post this calendar on your refrigerator. Then, encourage your child to do an activity a day.

Diocese of San Jose  
Michelle Humphries, Reading Specialist

# Reading & Writing Calendar

MONTH

SUNDAY	MONDAY	TUESDAY	WEDNESDAY	THURSDAY	FRIDAY	SATURDAY
				<p>Make a reading "tent" by draping a sheet over two chairs. Curl up inside with a pillow and a stack of books.</p>	<p>What did you do today? Draw a picture and write a sentence about a place you went, like school, a park, or the grocery store.</p> 	<p>Record yourself reading a book, and ring a bell to signal each page turn. Then, follow along in the story while you listen.</p> 
<p>Cover a cookie sheet with shaving cream. "Write" each letter of the alphabet. (Smooth the shaving cream out between letters.)</p> 	<p>Ask three grown-ups to tell you their favorite children's books. Then, check the books out of the library.</p> 	<p>Take turns spelling words for the other person to write down. Pick something in the room ("I see a t-a-b-l-e").</p> 	<p>Look at pictures in a cookbook, and choose a dish to try. Ask someone to help you read the recipe and write the ingredients on a grocery list.</p>	<p>Read aloud from a joke book. Try <i>Kids' Silliest Jokes</i> (Jacqueline Horsfall) or <i>What Do You Hear When Cows Sing?</i> (Marco Maestro).</p> 	<p>Invent a new ending for one of your books. Draw a picture, and dictate or write the new version.</p>	<p>Write a question on a sticky note, and post it on the refrigerator. ("What is your favorite color?") Someone can use magnetic letters to answer ("blue") and then write a question for you.</p>
<p>Write a "What am I?" riddle for someone to solve. Example: "I am long and scaly. I say 'sss.' What am I?"</p> 	<p>Start a comic strip collection. Read comics in the newspaper, and cut out ones you like. Keep them in a folder or an envelope.</p>	<p>List everything you read today (license plate, book, magazine). Ask family members to add things they read to your list.</p> 	<p>Write five words you know how to spell. Try to find them on signs or packages. You can also spot them inside longer words (example: "highway" contains "way").</p>	<p>Read two fairy tales. Tell someone how they're alike and different.</p> 	<p>Copy each line of a nursery rhyme on a separate strip of paper. Mix up the strips, and put them back in the right order. Read the rhyme to a parent.</p>	<p>Hold a reading "show-and-tell." Each family member finds one thing to read (fortune cookie, greeting card). Take turns reading your items aloud.</p> 
<p>Write a thank-you note to a family member. Mention something nice that person did today. ("Thanks for taking me to the ball game, Mom.")</p>	<p>Start a list of new words that you discover while reading. Try to add a word to your list every day.</p> 	<p>Read a non-fiction book. Tell someone at least three facts that you learned.</p> 	<p>Use glue to write words on cardboard. Sprinkle glitter on the words. When the glue dries, shake off the extra glitter.</p>	<p>Match grocery coupons to items in the pantry or cupboard. Use the pictures on the coupons or other clues to read the words.</p>	<p>Write a math story about an addition problem (4 + 5). Example: "I ate four strawberries and five blueberries. All nine were delicious."</p> 	<p>Read an award-winning book. Ask a librarian for a list of Newbery Medal or Caldecott Medal winners.</p> 
<p>Flip through a book and list all the adjectives (descriptive words) you see. Go through again and write all the verbs (action words).</p> 	<p>Read during errands. Browse a catalog in a department store, find words you know on a building, or read a magazine at the doctor's office.</p> 	<p>Look at a map or globe. Find "North America." Look for your state, and read its name.</p>	<p>Draw a tree trunk with branches. Write a word ending (-all) on the trunk. Write words with that ending on paper leaves (tall, hall). Glue them on the branches.</p>	