



BROWARD COUNTY JUNIOR ROTC
COORDINATOR, JROTC AND MILITARY PROGRAMS
600 SOUTHEAST THIRD AVENUE
FORT LAUDERDALE, FLORIDA 33301
PHONE: (754) 321-2556/7626
FAX: (754) 321-7611



LIEUTENANT COLONEL (RET) KENNETH P. GREEN
COORD. JROTC AND MILITARY PROGRAMS

*"JROTC AND BROWARD COUNTY
PARTNERS IN EDUCATION"*

MAJOR (RET) THOMAS E. JOHNSON
CURRICULUM SPT SPECIALIST, JROTC

FIRST SERGEANT (RET) JUAN DAVILA
OPERATIONS & LOGISTICS

SERGEANT FIRST CLASS (RET) ANTHONY LITTLEJOHN
OPERATIONS & LOGISTICS

22 August 2019

MEMORANDUM OF INSTRUCTION

SUBJECT: 2019 Broward County LTC John Stauffer, JROTC Raider Challenge Championship Meet

1. Purpose: To establish responsibilities and procedures for the conduct of the 2019 Broward County JROTC Raider Challenge Championship Meet that will take place on Saturday, 26 October 2019 at West Broward High School, 500 NW 209th Ave., Pembroke Pines, FL 33029.
2. References:
 - a. TC 3-22-20, Physical Fitness Training
 - b. TC 3-97.61 Military Mountaineering/Rappelling dtd. July 2012
 - c. JROTC Cadet Desk Reference, Unit 4: Wellness, Fitness and First Aid
 - d. SOP, 6th Bde JROTC Raider Challenge dtd. 2 August 2019
 - e. Warning Order MOI on 6th Bde JROTC Raider Challenge Competitions dtd. 4 Aug 2019
 - f. CCR 145-2 dtd. 1 Feb 2012
 - f. BCAA, Eligibility Requirements, www.bcaasports.com/athletes/eligibility.htm
3. Objectives:
 - a. To provide JROTC Cadets a competitive program in five athletic and curriculum events. The five events for the State qualifier competition are as follows: Raider Fitness Challenge, One-Rope Bridge, Cross-Country Rescue, 5km Team Run and Tire Flip (Annex A-E). The following are supporting objectives: ethical values and good citizenship, leadership potential, effective communication and logical thinking, improved physical fitness, incentive to live drug-free, positive self-motivation and management, the skills to work as a team member and motivation to graduate from high school and pursue a successful career.
 - b. To provide the maximum number of Raiders the opportunity to compete in athletic and curriculum skills associated with Raider Challenge competition.
 - c. To provide JROTC Cadets the opportunity to practice and familiarize for similar type Raider Challenge Competition held throughout the school year.

- d. To provide an opportunity for JV Raider Teams to participate in a championship environment at the County level.
- e. To judge competing Raider Teams and recognize the top three teams in each event and overall champions in the Male, Female and Mixed categories.
- f. To identify the top two teams in each of the three categories (male, female, and mixed) and one additional team chosen by the Coordinator, JROTC and Military Programs, Broward County JROTC that will represent Broward County at the 6th Brigade Florida Army JROTC Raider Challenge Championship at Camp Flaming Arrow Boy Scout Camp in Lake Wales, Florida on 16 November 2019.

4. Concept and Policy:

- a. The Broward County LTC John Stauffer, JROTC Raider Challenge Championship Meet will take place at West Broward High School, Pembroke Pines, FL on Saturday, 26 October 2019 at 0700. Please email the Meet Director and LTC Kenneth Merkel with the number of teams in each category you plan to enter NLT 11 October 2019.
- b. There are three categories of competing Raider Teams. They are All Male Teams: 10 males competing at all times plus up to 2 additional male team members for free substitution at the discretion of the team captain; NOTE: Females can be on male teams; they must compete as if they were a male and not as a female. All Female Teams: 10 females competing at all times plus up to 2 additional female team members for free substitution at the discretion of the team captain; Mixed Teams: 10 members competing at all times, 4 of whom are females plus up to 2 additional team members used for free substitution at the discretion of the team captain as long as at least 4 females compete in each event. Mixed teams may have more than the minimum females and no less than 2 males.
- c. There will also be a Junior Varsity (JV) category at the competition. Each participating school is authorized to field one team in the JV class competition if that school has a participating Varsity mixed team in the championship competition. JV participants must meet the following criteria:
 - 1) Cadets must be high school freshmen, sophomore or junior class members. Senior cadets are not authorized to be part of the JV teams in competition.
 - 2) Cadets cannot exceed 17 years of age.
 - 3) Litter weight will be 80 lbs.
 - 4) Rucksack weight will be 25 lbs.
 - 5) Tire weight will be 400 lbs.
- d. All championship competing teams will attend the awards ceremony.
- e. The SAI/AI's of the competing teams will plan for all matters associated with travel, feeding, security of personal belongings, and accountability of personnel and equipment

while competing at the Broward County LTC John Stauffer, JROTC Raider Challenge Championship Meet.

f. Uniforms.

1) All JROTC instructors regardless the reason for attendance will wear the OCP uniform with OCP cap.

2) All cadets will compete in a modified ACU uniform. The modified ACU Uniform will consist of the ACU jacket with school logo t-shirt / tan t-shirt underneath, ACU trousers, rigger belt, socks, running shoes (no spikes) is authorized for the Team Run. A water carrying devise (pistol belt, full canteen with cover, water bottle, camel back) and ACU Cap. At a minimum, cadets may wear the JROTC tag on the front of the jacket. The ACU Cap does not have to have the cadet name on the back. Programs with approved Distinctive Unit Insignia are allowed to wear them on the ACU jacket. Cadet names on ACU jacket is a uniform violation.

g. Judges will primarily come from JROTC Cadre assisted by current and former Broward County JROTC cadets. The Meet Director will send a separate tasking to schools for judges.

h. Entry Fees. There is an entry fee of **\$50.00** for one team, **\$75.00** for two teams and **\$100.00** for three teams, **\$125.00** for four teams to pay for awards and expenses. Please make checks payable to: **Broward County JROTC Support Association**. Teams can make payment at registration on 26 October 2019.

i. Parking. Although parking at West Broward High School is limited, parking for busses will be along NW 209th Ave. (enter from Johnson St. at 209th Ave.) and private vehicles in the teacher and student parking (enter from Pines Blvd at 209th Ave.) Please provide this information to bus drivers, parents, cadets and spectators.

j. Concession Stand: The Bobcat Battalion Booster Club will provide pastries, snacks, and sports drinks, etc. A published price list for meal packages and individual items will follow at a later date. Teams are encouraged, but not obligated to pre-purchase meals. Please make checks payable to: **Bobcat Battalion Booster Club**. Each event site will have coolers with ice and water for all competitors and judges.

5. Responsibilities:

a. Coordinator, JROTC and Military Programs, Broward County JROTC:

1) Overall responsibility for the conduct of the Broward County LTC John Stauffer, JROTC Raider Challenge Championship Meet.

2) Provide payment for trophies and awards for the Broward County LTC John Stauffer, JROTC Raider Challenge Championship Meet

3) Provide the Meet Director for the Broward County LTC John Stauffer, JROTC Raider Challenge Championship Meet (LTC (Ret.) Kenneth Green).

4) Coordinate for JROTC cadre and other judges as required.

5) Final approving authority for any grievances or judging decisions at the Broward County LTC John Stauffer, JROTC Raider Challenge Championship Meet.

b. SAI's/AI's:

1) Prepare your respective teams for competition IAW the provisions of this MOI and event annexes published separately.

2) Each Raider Team will provide the Director, for the Broward County LTC John Stauffer, JROTC Raider Challenge Championship Meet with a list of all cadets participating, a letter certifying that you or your school has provided additional insurance as required by this MOI. Provide a list of all cadets participating on a Statement of Eligibility that lists all of the members of the Raider Team and certifies that each Raider is enrolled in JROTC for the current school year and meets the Florida State Athletic Association rules for eligibility for participation in extracurricular high school sports. This Statement of Eligibility will be signed by a school official (principal, assistant principal, or counselor). SAI's, and AI's cannot sign the form. Teams will not compete without this form (all team members will have a minimum of a 2.0 unweighted GPA).

3) Ensure your team(s) follows the meet schedule and rotation plan.

4) Supervise your Cadets at all times, especially in the rest room areas, and throughout the entire campus. Destruction of campus facilities and other schools property is absolutely not tolerated.

5) Ensure all cadre, parents, boosters, etc. **REFRAIN FROM COACHING ONCE THE COMPETITION BEGINS** – encouraging your team is welcomed but **NO COACHING PLEASE!** Allow the designated Raider Team Commanders to lead their teams and make leadership decisions. SAI's/AI's must ensure all parents, family members, relatives, and friends **DO NOT** bring pets of any type, to include dogs, cats, birds, snakes, goats, etc.

6) West Broward JROTC will provide all runners for the use of the Meet Director. No runners or other assistance of cadets from other schools are required.

7) Will coordinate with the Coordinator, JROTC and Military Programs, Broward County JROTC (LTC (Ret.) Kenneth Green) on all grievances and judging decisions.

6. Scoring Procedures: Verification of all score sheets for administrative accuracy will take place while the team is in the ready area. The competing team's score sheets will be completed prior to the beginning of competition. Immediately after the performance is completed, the event Head Judge will give a quick out brief to the Raider Team's Commander. SAI's/AI's may listen but cannot contest or question the Head Judge. The Head Judge will give the score sheet to the

scoring committee responsible for tabulating the scores. Upon completion of the tabulation process, all score sheets are placed in each school's/team's folder and are available for pick-up immediately following the awards ceremony. In the event of a tie for overall team trophy placement determination, the team time on the 5km team run is the deciding factor.

7. Protests and Appeals: Should any protest, dispute or appeal of a judge's scoring or any other similar circumstance arise, it is the responsibility of the Coordinator, JROTC and Military Programs, Broward County JROTC (LTC (Ret.) Kenneth Green) to decide on the question/issue. No further appeal is available. Submit all protests in writing to the Meet Director within 30 minutes of the conclusion of the protested event and only by a Cadre member from that school/team.

8. Penalties:

a. Participating teams will meet all scheduled events as outlined in the Broward County LTC John Stauffer, JROTC Raider Challenge Championship Meet Itinerary of Events (TBP once all of the participating teams are identified). All teams will have a rotation schedule for the five events and the team captain is responsible to have it with him/her for the duration of the competition. Teams will follow the rotation schedule in the order of events as published. Team captains will check in and out with the administration station at each event and will be provided an arrival and departure time for that event. Teams will have 10 minutes to report to the administration station for their next event. If a team fails to report to their next event in 10 minutes, that team will receive a **30 second penalty** for reporting late to that event. After 10 minutes, the team is **disqualified** with no time earned for that event. This system eliminates the need to send a team representative to their next scheduled event in case of a backlog.

b. Any team that fails to check-in at the event administration station with their entire team **is disqualified** from participating in that event.

c. A **50 penalty second per occurrence** is levied on all teams that report without proper uniform/equipment. Disqualification may take place depending on the event and significance of the violation as it relates to safety and the teams' ability to accomplish the event. Event OIC must make an annotation on the offending team's scorecard what the violation was and what decision was rendered.

d. In any case of unsportsmanlike conduct involving a team member or the entire team, the Meet Director will determine the severity of the infraction and may assess any penalty up to and including disqualification from an event to the Broward County LTC John Stauffer, JROTC Raider Challenge Championship Meet.

e. Substitutions of the two authorized additional cadet team members is allowed during the competition before any event starts. All team members who are on the official team roster at the start of the competition can compete in any event at the discretion of the team captain. Regardless of the substitutions of additional cadet team members by the captain, teams must meet the minimum gender requirements specified in paragraph 4.b. of this MOI. Bottom Line: Your team captain may choose between any team members on the registered roster to

construct the team best suited to maximize team performance in that event while meeting gender requirements.

f. Cadets will follow CCR 145-2, paragraph 11-6, Personal Appearance, in regard to hair color, length, styles and authorized accessories (female wearing ribbons, bows, etc.) and jewelry while wearing the modified ACU (any type earrings, rings, bracelets, etc.) in the field environment. If a cadet is found in violation, a **10 second penalty** is automatically added to their overall score or each event per occurrence. If four or five cadets on the team have uniform violations, a **five-minute penalty** will be added to each event time. If six or more cadets have uniform violations, the team is **disqualified** and will receive no time.

g. Deviations from this MOI must receive approval by the meet director or his/her representative for this Raider Challenge Competition.

9. Awards:

a. Trophies are awarded to the Top 1st, 2nd, and 3rd places in each event and the Top 1st, 2nd, and 3rd places overall in the four categories of teams – Male, Female, Mixed, JV.

b. Medals are awarded to the overall 1st place team members including alternates in the four categories of teams – Male, Female, Mixed, JV.

c. All twelve competitors for each team will receive participation ribbons.

10. Inclement Weather Procedures: In the event of light rain all competition will continue as scheduled. In the event of severe storms or lightning, competition will stop immediately. Judges, coaches, and all Raider teams will move to the nearest building or safe area and wait for instructions from the Meet Director. The Meet Director make a weather decision based on weather reports. If the competition is halted, the following rules will apply:

a. If due to inclement weather any event in which more than half of the competing teams have completed, the results in that event will stand and accolades awarded to team placement up to that point.

b. Events that are less than half completed as a result of inclement weather, no results and scoring will take place and therefore no further awards presented.

c. Due to the nature of the event, all funds are used to purchase the necessary items to support the Broward County LTC John Stauffer, JROTC Raider Challenge Championship Meet. The DAI Office is not able to reimburse schools if the inclement weather procedures go into effect and the competition is not completed.

d. All coaches/judges will meet in the cafeteria at 0630hrs on 26 October 2019 to finalize decisions impacting the conduct of events the competition, final uniform decision, to discuss judging specifics and weather information. Event briefing for coaches and team captains will take place in the cafeteria at 0700hrs.

11. Safety:

a. Responsibility: Cadre at every level are responsible for conducting a continuous, rigorous safety program. Cadre must ensure that adequate provisions for safe physical standards are incorporated into all aspects of training (see CCR 385-10, Cadet Command Safety Program).

b. Safety Requirements:

1) The Meet Director will have a Composite Risk Management Worksheet completed for all of the events prior to the start of competition. Weather will determine the daily risk assessment and changes to events for safety reasons.

2) All applicable training and safety publications are available and adherence to them is a must during the conduct of the Broward County LTC John Stauffer, JROTC Raider Challenge Championship Meet.

c. Qualified medical support from the Pembroke Pines Fire Rescue is on call during the competition. SAI/AI's will determine if an emergency exists and will not hesitate to call 911.

d. Accident/injury reporting requirements are contained in USACC Regulation 385-10.

12. POC for the Broward County LTC John Stauffer, JROTC Raider Challenge Championship Meet is 1SG (RET) Juan Davila, 754-322-0303; juan.sosa@browardschools.com.

Kenneth P. Green

KENNETH P. GREEN
LTC (Ret), U.S. Army
Coordinator, JROTC and Military Programs

ANNEXES:

- A. Raider Fitness Challenge
- B. One-Rope Bridge
- C. Cross-Country Rescue
- D. Team Run
- E. Tire Flip
- F. Statement of Insurance
- G. Statement of Eligibility
- H. Cadet Uniform and Appearance Standards
- I. Risk Assessment

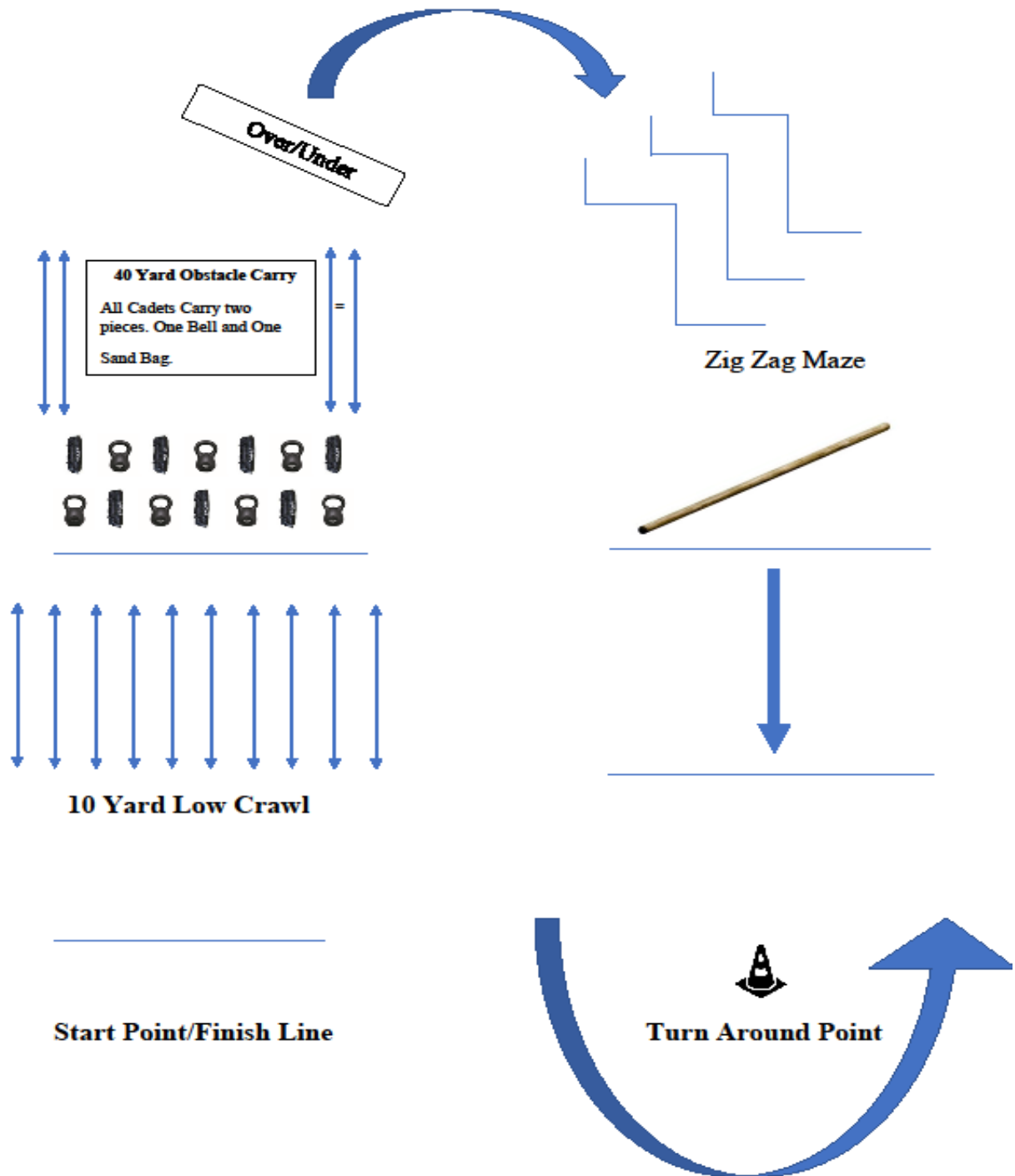
ANNEX A: (Raider Fitness Challenge) to Broward County LTC John Stauffer, JROTC Raider Challenge Championship Meet (MOI), Raider Fitness Challenge

Raider Fitness Challenge

1. Task: Complete the Raider Fitness Challenge course which is designed to examine strength, stamina, strategy and endurance of the team of cadets over a course approximately ½ mile in length using various obstacles.
2. Conditions: During daylight hours and under existing weather conditions, each member of the ten-member Raider Team will complete the Raider Fitness Challenge in the Raider Team uniform: Running shoes, ACU trousers, and school t-shirt with sleeves or ACU t-shirts. Cadets may wear ACU tops depending on weather conditions, decided by the team coach.
3. Standards: The Team is scored on the amount of time that it takes all 10 members to complete the course.
4. Concept:
 - a. A course is set up IAW the diagram in this annex. Time is recorded as the team completes the course. The grader will command “Get set...Go” which will start the clock. The course will consist of the following items in order:
 - 1) Approximately 10 yd. low crawl with 5 lanes established
 - 2) Approximately 40 yd. water can, ammo can, kettle bell, or weighted sandbag carry (each item will vary in weight from 10-30 lbs.)
 - 3) An obstacle to either go over or under
 - 4) A speed agility maze
 - 5) A weighted object to carry around approximately 50’ in length
 - 6) A turn around point (either a cone or pole) and repeat of the course in reverse
 - b. There is only one team on the course at a time. Teams should complete the course within 5-6 minutes. Any team still on the course at the 10-minute mark will be stopped by the grader and will receive no time for that event. There will be enough items for each team member to carry two items on phase 2 of the course. The weighted object used will not weigh more than 250 pounds. The entire team pick the object up as a team, and transport it approximately 50 feet which designated by a line. The team will have to go around the turnaround point and complete the course in reverse so that all items are returned or placed in the original order where the team picked them up from. Once a cadet crosses the finish line he or she cannot go back to assist. Once the last cadet crosses the finish line, time will stop.
 - c. Judges will record each Team’s total time on the score sheet. Once the Raider Team completes the event score sheets are sent to the Raider Meet Headquarters for verification and posting.
 - d. Judges will instruct the team to make sure all equipment is returned to the original location before continuing to the next phase. If not corrected and they continue, a 2-minute penalty will be assessed.

ANNEX A: (Raider Fitness Challenge) to Broward County LTC John Stauffer, JROTC Raider Challenge Championship Meet (MOI), Raider Fitness Challenge

This is an example of lane setup no matter the number of cadets.



ANNEX A: (Raider Fitness Challenge) to Broward County LTC John Stauffer, JROTC Raider Challenge Championship Meet (MOI), Raider Fitness Challenge

Raider Fitness Challenge Score Sheet

SCHOOL _____

TEAM TYPE (Circle one)

MALE

FEMALE

MIXED

JV

PENALTIES

_____ Number of uniform penalties IAW CCR 145-2, paragraph 11-6, Personal Appearance and Wear of the Uniform. **(10 seconds per occurrence; 4 or more cadets = 5 min; 7 or more cadets = DQ)**

_____ Number of sportsmanship penalties **(30 seconds per occurrence or disqualification for multiple violations)**

ROUTE TIME _____

PENALTY TIME _____

TOTAL TIME _____

COMMENTS:

SCORER'S PRINTED NAME: _____

Team Captain Name and Signature: _____

Team Arrival Time: _____

Team Departure Time: _____

ANNEX B: (One-Rope Bridge) to Broward County LTC John Stauffer, JROTC Raider Challenge Championship Meet (MOI), One-Rope Bridge

1. Task: Construct a one-rope bridge spanning approximately 40 to 100 feet. For this meet, all rope bridge distances is 60 feet.

2. Conditions:

a. Under existing weather conditions and in a field environment each Raider team will cross a 40 to 100-foot obstacle (stream or marsh crossing) on a one-rope bridge.

b. Teams will make only one timed crossing and will compete against the clock. Time will not stop during the conduct of the event unless teams go over the 10-minute time limit. Judges will assess penalties for rule infractions and safety lapses. Total event time is calculated from the crossing time plus any accessed penalty time.

c. Ten cadets will compete as a team in this event. Teams with less than nine cadets will not compete. All Raiders must cross the obstacle on the rope with the exception of the first and last Raider.

d. A complete ACU uniform will be worn by all team members. Caps are not grounded with other equipment but may be carried in the cargo pocket prior to commencing construction of their bridge. Uniforms may be adjusted by the Meet Director at the beginning of the meet depending on heat category. Some type of water carrying devise (pistol belt with full canteen with cover, water bottle, camelback) and extra equipment may be grounded.

e. The bridge site will include a suitable anchor point on the near and far-side of the obstacle, mounting and dismounting points, and barriers (log, plank or tape) to mark the obstacle boundary.

f. Each Raider team is responsible for providing their own equipment; 1-bridge rope minimum requirement 120 feet long by 7/16 inch diameter (static rope,), 8-10 Swiss seat ropes 14 feet or longer by 7/16 inch diameter, and proper number of snap links to construct rope bridge and Swiss seats.

3. Standards: **IAW TC 3-97.61, Military Mountaneering, dated July 2012**

a. The Swiss seat must be secured with a square knot and with an overhand knot at each side of the square knot to prevent the knot from becoming untied with at least a four (4) inch pig tail on each knot. First and last Raider may wear sling ropes tied around their waist using a **Swami Belt (TC 3-97.61, pg. 6-28)**. The Swami Belt is tied IAW TC 3-97.61, Military Mountaneering page 6-28 using at least two wraps around the waist and tied off with a square knot with overhand safeties with a minimum 4-inch pig tail on each side. An end of the line bowline with overhand knot or figure 8 hooked into the far side Raider's snap link is used to secure the far side Raider while crossing the stream.

ANNEX B: (ONE-ROPE BRIDGE) to the Broward County LTC John Stauffer, JROTC Raider Challenge Championship Meet (MOI), One-Rope Bridge

The Swiss seat (rappel seat) is tied IAW TC 3-97.61, Military Mountaineering page 4-29.

Note: On Step 5, the two ends may travel from bottom to top or top to bottom as long as a half hitch is created on both hips creating a bight.

b. The only knots allowed for the far side anchor point are one round turn around the anchor point secured by two half hitches, or a tensionless anchor knot (**pg. 5-6**) with a minimum of 4 round turns around the anchor point secured by a snap link which is then secured to the rope bridge rope by an end of the line bowline with overhand knot or figure 8 knot. The only knots allowed for the near side anchor point/tightening system are: the wireman's knot and/or the figure 8 slip knot (**Transport Tightening System pg. 7-15, Fig 7-10**) as the tightening system knot; round turn around the near side anchor point secured by two half hitches on a bight. The half hitches on a bight are not required to go over all ropes as long as it provides a safe knot extending toward the tightening system knot.

c. The two anchor knots, the wireman's knot or figure 8 slip knot (either may be used to construct the one rope bridge) and two half hitches on a bite will be visually inspected for safety prior to Raiders mounting the bridge rope. If improperly tied, the team is STOPPED and allowed to fix knots, but time still continues to run.

d. Teams may tie their Swiss Seats before checking into the OIC. The OIC must watch the team back feed the rope in the duffle bag or similar container. The team will be given five minutes to tie their Swiss Seats and to prepare their rope by back feeding the rope in the duffle bag or similar container. When the team captain feels his team is ready to be inspected, he/she calls time and the time stops. If a seat is unsafe the team does not get the remaining minutes to tie the seat without penalty. The Swiss seat must pass the CHECKPOINTS on page 4-29 of the TC 3-97.61 to be considered safe and team penalty assessed for unsafe seat.

e. When crossing, **only three Raiders** can clip onto the rope bridge with the Swiss seat at any one time. While crossing, each **Raider is not required to have one leg/foot** in contact with and over the bridge rope. The bridge will not be disassembled until the last Raider has crossed and safely unclipped on the far-side.

4. Concept: Upon arrival at the bridge site, the team will enter the holding area with their bridging equipment and wait for further instructions from a guide or judge. Teams will receive a safety briefing and given the Task, Conditions and Standards for the event. When a lane is clear, the team will then move to the preparation area, receive a site orientation and begin the 5 minute cross preparations, for tying Swiss seats and to prepare their rope. "Time Start" begins the exercise /event. "Time Stop" ends the crossing/event, the team then gathers their equipment, is given a short debrief, and proceeds to the next event.

ANNEX B: (ONE-ROPE BRIDGE) to the Broward County LTC John Stauffer, JROTC Raider Challenge Championship Meet (MOI), One-Rope Bridge

5. Bridging Preparation, Construction Cross and Disassembly:

a. Preparation:

1) The first and last Raiders can tie either a Swami belt (**pg. 6-28**) (around-the-waist harness) or a Swiss Seat. The recommended method for the Swami Belt is with rope that is double wrapped around the waist and tied off with a square knot with overhand safeties with a minimum 4-inch pig tail on each side. The snap-link is then clipped around all coils of the harness. The remaining Raiders will tie Swiss seats with snap-links to aid in transporting themselves across the rope bridge. The snap-link is centered on the body and closed over all the rope parts with the gate facing up and away from the body. A snug seat is a must.

2) The minimum requirement 120 foot or longer bridge rope in uncoiled and back feeding (**TC 3-97.61 par. 4-25**) the rope into a Duffle bag, bucket, tub or similar container with one end sticking out or over the side of the opening but not touching the ground.

b. Construction: The following steps can be conducted simultaneously.

1) Step One: The far-side Raider ties an end of the line bowline with overhand knot or figure 8 and snaps in before crossing into the stream (dead zone) and is belayed across the stream, (no figure 8 across the body). Belaying involves a stationary Raider or Raiders having control of the bridge rope as the Raider crosses the obstacle (**pg. 9-5**). Too much “slack” is to be avoided in order to sense the movement of the crossing Raider and to ensure an immediate safety response.

2) Step Two: When the far-side Raider reaches the far-side, he/she unclips once out of the dead zone and moves to the anchor point and prepares to tie one of the approved anchor knots.

NOTE: Step three can be executed at the same time as step one and two as long as the far side Raider is on belay.

3) Step Three: On the near-side, approximately 3 meters from the near-side anchor, a wireman’s knot or figure 8 slip knot is tied into the bridge rope, a wooden, metal, plastic stick/implement or a snap link can be used to aid in the disassembly of the knots or also used for securing the near side. (**Transport tightening system pg. 7-15 Fig. 7-10**). Inserting the stick/implement is accomplished by placing it into the upper wing above the butterfly of the knot (upper bight of the wireman’s knot). Teams may not use the stick/implement as a speed tightener. The fixed loop formed in the knot must naturally lie toward the near-side anchor.

ANNEX B: (ONE-ROPE BRIDGE) to the Broward County LTC John Stauffer, JROTC Raider Challenge Championship Meet (MOI), One-Rope Bridge

The fixed loop is placed into the one (locking carabineer/snap link minimum standard are 9 kilo newton (KN) military steel or aluminum) or two (2) snap-links with gates opposed (**pg. 5-5**). The remainder of the bridge rope is routed around the anchor point and through the snap-links. Coaches or cadets cannot alter or modify carabineers in any way. If so, the team is disqualified from the event.



4) Step Four: When the bridge rope has passed through and is secured by the carabiner or two (2) snap-links in the wireman's knot or figure 8 slip knot, the far-side Raider now detaches the "temporary" snap-link and pulls the wireman's knot or figure 8 knot out from the near-side anchor point approximately 4 to 6 feet and then secures the far side bridge rope to the anchor with one round turn and two (2) half hitches on a bight with a four inch (4") pig tail, or tensionless anchor knot ensuring the knot is at least waist high.

5) Step Five: The Raiders on the near side tighten the bridge rope with their pull team. The pull team on the near side pulls the slack out of the bridge rope. The carabiner or two (2) snap-links should be close enough to the near side anchor to allow personnel to easily load the bridge. The bridge rope should be tight enough to prevent crossing Raiders from making contact with the stream. The transport tightening system is then secured to the anchor using a round turn and two (2) half hitches on a bight. The half hitches do not have to pass around/over all the ropes between the anchor point and the wireman's knot or figure 8 slip knot.

c. Crossing: The Raider will use the Rappel Seat Method (**pg. 7-20**), with the carabiner facing up and away from his/her body. He/she rotates under the rope and pulls with his/her hands and arms make progress until across the obstacle. No more than three (3) Raiders will be on or clipped (carabiner closed) onto the bridge rope at any one time. No part of the body or equipment may touch the obstacle (dead zone) when hooking up or getting off the rope bridge. (Do not touch the boundary marker or any part of the obstacle). Raiders are not required to have one leg or foot in contact with bridge rope as long as the cadet is clipped onto the rope.

ANNEX B: (ONE-ROPE BRIDGE) to the Broward County LTC John Stauffer, JROTC Raider Challenge Championship Meet (MOI), One-Rope Bridge

d. Disassembly:

1) When the last Raider has crossed and unclipped from the bridge rope the far side anchor may be untied while the near side Raider disassembles the transport system on the near side. He/she can tie a bowline w/overhand in the end of the bridge rope or uses the existing Wireman's or Figure 8 slip knot and secures the snap-link on his/her rappel seat or harness. The knot may be tied during construction or crossing. The near side Raider is then belayed across the obstacle by Raiders on the far side.

2) Once the near side Raider is across, all tied knots/carabineers (the wireman's knot or figure 8 slip knot and bowline knot) will be removed from the bridge rope. When the team leader is certain that all tied knots/snap links/carabineers are out of the rope, equipment and Raiders are accounted for and the obstacle has been cleared, he/she will call "TIME". No individual equipment needs to be removed nor do any Swiss seats/around-the-waist harnesses untied and removed.

6. SCORING: The score earned by the Team is the total time based the time for the crossing plus any penalty time.

7. PENALTIES: Twenty (20) second penalties are assessed for the following rule violations, except as otherwise noted.

a. Equipment/Preparation/Inspection Penalties:

1) The Raider team not having at a minimum of one 120-foot-long by 7/16 inch diameter static bridge rope, ten (10) Swiss seat ropes long enough to tie seat by 7/16 inch diameter, or enough snap links to build the bridge and Swiss seats.

2) Any Swiss seat or Swami belt that is determined unsafe.

b. Construction Penalties:

1) Far side Raider fails to secure the bridge rope to his/her waist harness with a figure 8 or bowline knot w/overhand and snap-link.

2) The far side Raider improperly belayed across the stream.

3) The far side Raider fails tie one to the approved anchor knots.

4) Failure to tie the wireman's knot or figure 8 slip knot – if the team must retie for safety – safety stop, time continues to run. The wireman's knot must naturally lie

ANNEX B: (ONE-ROPE BRIDGE) to the Broward County LTC John Stauffer, JROTC Raider Challenge Championship Meet (MOI), One-Rope Bridge

toward the near side anchor and both ends should exit opposite each other without any bends, the loop formed in the wireman's and figure 8 slip knot must not be less than twelve (12) inches in length, and the steel carabineer opening gate must be up, locked, and away from the loop, if two snap links are used gates must oppose, and form an X when locked.

5) Failure to secure the bridge system on the far side or near side with round turns with two (2) half hitches on a bight.

c. Crossing Penalties:

- 1) Mounting (clipping onto) the bridge rope before all bridge knots are secure.
- 2) More than three (3) Raiders on the bridge rope or clipped onto the bridge rope at any one time. More than four (4) Raiders -- disqualified.
- 3) Each Raider who enters and touches the obstacle with his/her body this includes members on the far and near side attempting to assist Raiders who are crossing. Any equipment that the Raider loses in the obstacle while crossing or mounting and dismounting of the bridge.

NOTE: The remaining Raiders "CAN" touch while crossing, as long as they don't push off with their FEET and they don't stand up and run across.

- 4) Parts of the uniform/equipment dropped into the obstacle is a ten (10) second team penalty per occurrence.
- 5) Less than seven (7) Raiders crossing on the rope bridge -- disqualified.

d. Disassembly Penalties:

- 1) Near side Raider fails to secure the bridge rope to his/her waist harness with a figure 8 or bowline knot with overhand, or transport knot and snap-link before entering into the dead zone.
- 2) All tied knots/snap links not remove from the rope.

e. Other:

- 1) Safety issues – clock runs while corrected.

ANNEX B: (ONE-ROPE BRIDGE) to the Broward County LTC John Stauffer, JROTC Raider Challenge Championship Meet (MOI), One-Rope Bridge

2) Sportsmanship – profanity, abusive or unethical conduct – possible disqualification depending on the nature of the conduct.

SWISS SEAT CHECKPOINTS

- 1. THERE ARE TWO OVERHAND KNOTS IN THE FRONT**
- 2. THE ROPES ARE NOT CROSSED BETWEEN THE LEGS**
- 3. A HALF HITCH IS FORMED ON EACH HIP**
- 4. SEAT IS SECURED WITH A SQUARE KNOT WITH OVERHAND SAFETIES ON THE NON-BRAKE HAND SIDE**
- 5. THERE IS A MINIMUM 4-INCH PIGTAIL AFTER THE OVERHAND SAFETIES ARE TIED.**

IF ANY OF THE ABOVE CHECKPOINTS FAIL, THE SWISS SEAT IS UNSAFE

ANNEX B: (ONE-ROPE BRIDGE) to the Broward County LTC John Stauffer, JROTC Raider Challenge Championship Meet (MOI), One-Rope Bridge

SCHOOL: _____

TEAM TYPE (Circle one): Male Female Mixed JV

_____ Any Swiss seats or Swami belts are unsafe (20 seconds)

Disqualification / Major Penalties:

_____ Less than nine (9) cadets or less than four (4) females and two (2) males on a Mixed Team (DQ)

_____ Walking/running across obstacle vs. crossing on rope (DQ)

_____ Rope bridge failure (DQ)

_____ Use of speed tightener (twisting dowel/stick or the snap links in the knot.) (DQ)

_____ More than four (4) Raiders snapped into the rope bridge at one time (DQ)

_____ Less than 7 Raiders crossing bridge (DQ)

_____ Seven (7) or more cadets with uniform violations (DQ)

_____ Only 9 competitors (50 seconds)

Construction Penalties (20 seconds per incident):

_____ No bowline with safety, or Figure 8 not used for far side Raider

_____ Far side Raider not snapped while in the dead zone

_____ Far side Raider not belayed while crossing the dead zone

_____ Incorrect far-side knot anchor knot (round turn with two (2) half hitches –or- tensionless anchor with a minimum of 4 wraps)

_____ Near-Side fails to tie a proper wireman or figure 8 slip knot for the transport knot

_____ Single locking snap link not 9kn or higher and properly locked

_____ Single locking snap link is position incorrectly (the steel carabineer opening gate must be up, locked, and away from the loop)

_____ Two snap links (if used instead of one single locking snap link) are not opposed with the gates forming an “X” when depressed

_____ Incorrect near side knot (must use a round turn with two (2) half hitches)

_____ Any Raider is snapped into the bridge rope prior to the near side knot being completed

Crossing Penalties (20 sec per incident): (20 seconds)

_____ Danger area violation(s) (1, 2, 3, 4, 5, 6, 7, 8) (circle “1” for 1st, “2” for 2nd, etc...) (20 seconds)

_____ More than 3 Raiders snapped onto the rope bridge at one time (20 seconds)

_____ Failure to bring all rope bridge and each Raiders gear across to the far-side (20 seconds)

_____ Parts of the uniform/equipment dropped into the obstacle (10 seconds)

Deconstruction Penalties (20 sec penalty):

_____ Near side or far side knots untied prior to last Raider being removed from rope

_____ Near side Raider not fully snapped into rope knot prior to entering danger area

_____ Near side Raider not properly belayed across the danger area

_____ All knots and snap links are not out/off rope prior to Team Captain/ Leader calling “time”

_____ **Uniform Penalties:** CCR 145-2, paragraph 11-6: (10 seconds per incident; 4 or more cadets = 5 min)

_____ **Sportsmanship Penalty:** (30 seconds, or disqualification for multiple violations)

TOTAL PENALTIES: _____ -Minute(s), _____ -Seconds

RAW TIME: _____ -Minute(s), _____ -Seconds, _____ -10ths of Seconds

FINAL TEAM ADJUSTED TIME: _____ -Minute(s), _____ -Seconds, _____ -10th’s of Seconds

Judge Print Name: _____

Team Captain Name and Signature:

Team Arrival Time: _____

Team Departure Time: _____

B-8

ANNEX C: (CROSS-COUNTRY RESCUE) to the Broward County LTC John Stauffer, JROTC Raider Challenge Championship Meet (MOI), Cross-Country Rescue

1. TASK: The 10-member Raider Team will transport a simulated casualty over approximately one-mile course on an unimproved terrain and load on a simulated UH-60 medivac helicopter (a marked area 12 feet by 7 feet will simulate the cargo area of a UH-60 medivac helicopter). There will be obstacles such as (low crawl, hurtles, tires, walls) that all team members, along with the weighted litter and ruck sacks, must negotiate along the route. The objective is to complete the course in the shortest time.

2. CONDITIONS: The uniform for the Cross-Country Rescue is ACU trousers, rigger belt, team or tan t-shirt, ACU shirt and running shoes and some type of water carrying devise (pistol belt, full canteen with cover, water bottle, camel back). Each Raider team must begin and end this event with the same 10 members. No substitutes are allowed after the event starts. Each Raider team will carry a litter with a pre-tied container(s) weighing approximately 80 pounds and three rucksacks with each weighing approximately 25 pounds over a marked course. Each Raider team will be given 5 minutes to prepare the three (3) rucksacks and simulated/empty litter. The pre-tied containers will be sufficiently secured to a litter for the team at a designated point on the course. There will be approximately five obstacles that all team members, the simulated casualty (weighted litter) and ruck sacks must negotiate along the route. Near the end of the route there will be an area 12 feet by 7 feet to simulate the cargo area of a UH-60 medivac helicopter.

3. STANDARDS: All 10 Raider team members will move to the preparation area. Upon arrival of the first cadet, the 5-minute preparation time will begin. The Raider team captain will notify the evaluator when the team is ready to begin. Upon the command "GO" each Raider team will transport the simulated/empty litter and the rucksacks along the marked course. Upon reaching the obstacle, all team members and equipment must negotiate all obstacles. Once the team reaches the designated point on the course with the simulated casualty (weighted litter), they will ground the simulated/empty litter and pick up the simulated casualty (weighted litter) and continue on the marked course. When they return to where they picked up the simulated casualty (weighted litter), they will set down the simulated casualty (weighted litter), pick up the simulated/empty litter, and load it into the simulated UH-60 medivac helicopter. The entire litter must inside the marked area before continuing. Once the casualty is on the simulated UH-60 medivac helicopter and evaluator tells the team to continue, they will pick up the simulated/empty litter and return to the start point where there will be another (2nd) simulated UH-60 helicopter area marked. All team members, simulated/empty litter and the 3 rucksacks must be in the 2nd simulated UH-60 helicopter (marked area) before the team commander calls "TIME" and the time stops.

- a. Equipment will not be thrown or dragged (except under the obstacle).
- b. The rucksacks will not be carried on or attached to the litter in any manner.
- c. Each Raider team commander may task organize their teams and decide how many cadets

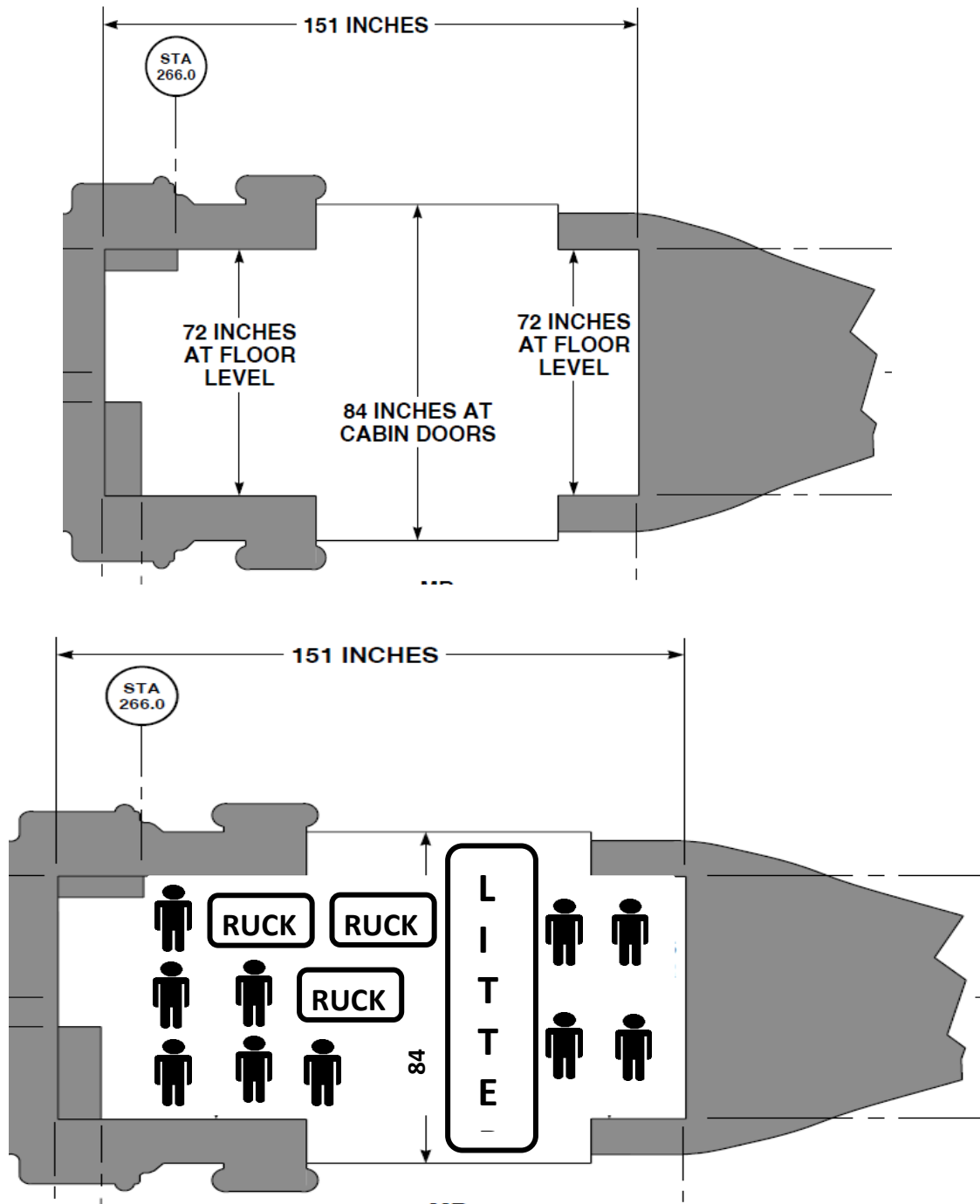
ANNEX C: (CROSS-COUNTRY RESCUE) to the Broward County LTC John Stauffer, JROTC Raider Challenge Championship Meet (MOI), Cross-Country Rescue

will carry the litter and who is carrying the rucksacks and how they switch off during the actual event.

d. A Raider team member can put their equipment in the simulated UH-60 cargo cabin and go back to aid their team members. All team members must remain within line of sight of each other.

e. Once all Raiders and all equipment are on the simulated UH-60 time will stop. A **five (5) minute penalty** will be added for any equipment not on the 2nd simulated UH-60 when time is called by the team commander.

ANNEX C: (CROSS-COUNTRY RESCUE) to the Broward County LTC John Stauffer, JROTC Raider Challenge Championship Meet (MOI), Cross-Country Rescue



ANNEX C: (CROSS-COUNTRY RESCUE) to the Broward County LTC John Stauffer, JROTC
Raider Challenge Championship Meet (MOI), Cross-Country Rescue

Cross Country Rescue Score Sheet

SCHOOL _____

TEAM TYPE (Circle one)

MALE

FEMALE

MIXED

JV

PENALTIES

_____ Any equipment not on the 2nd simulated UH-60 when time is called by the team
commander (**5 minutes**)

_____ Number of uniform penalties IAW CCR 145-2, paragraph 11-6, Personal Appearance
and Wear of the Uniform. (**10 seconds per occurrence; 4 or more cadets = 5 min; 7 or more
cadets = DQ**)

_____ Number of sportsmanship penalties (**30 seconds per occurrence or disqualification
for multiple violations**)

ROUTE TIME _____

PENALTY TIME _____

TOTAL TIME _____

COMMENTS:

SCORER'S PRINTED NAME: _____

Team Captain Name and Signature: _____

Team Arrival Time: _____

Team Departure Time: _____

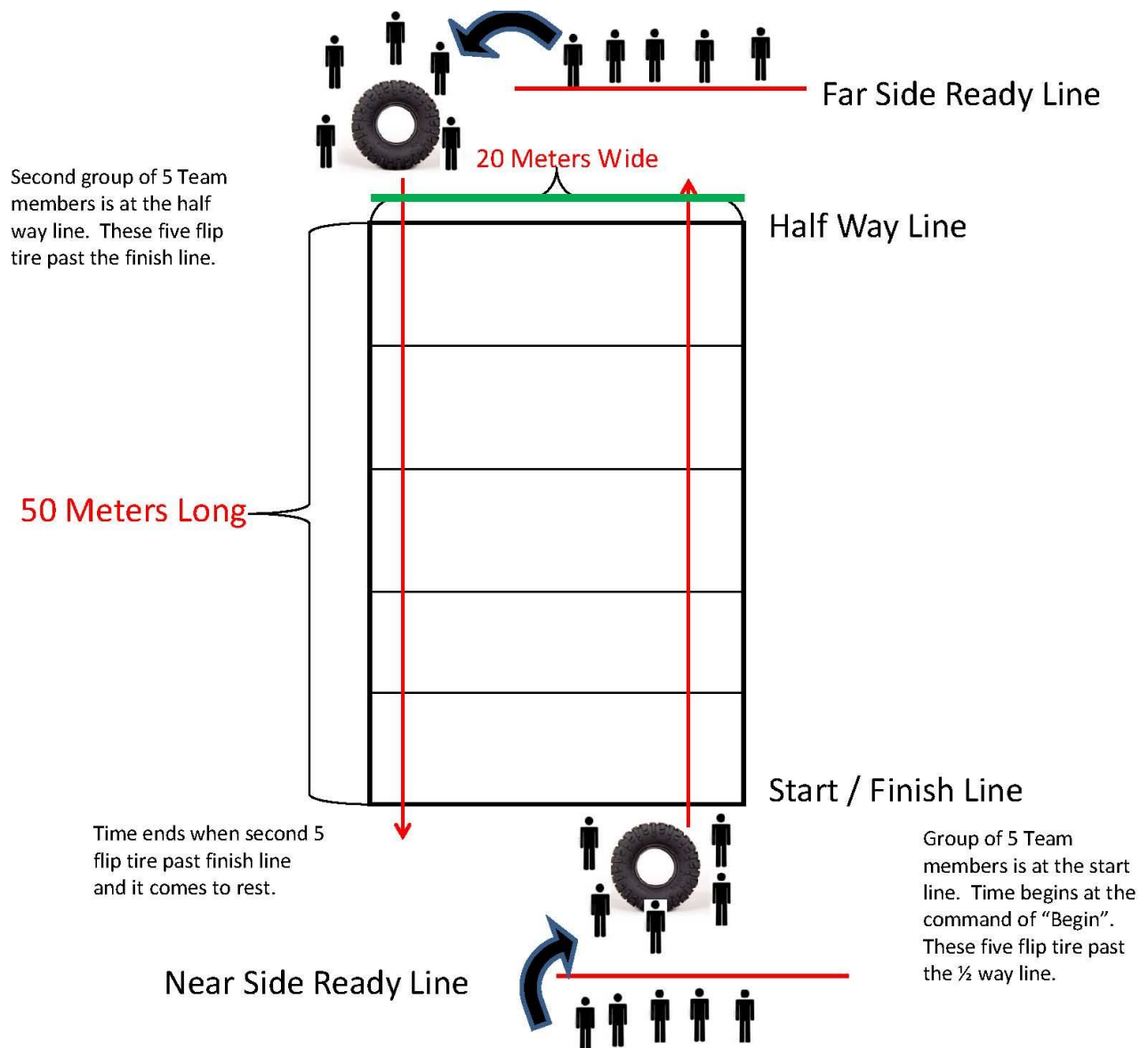
ANNEX D: (TEAM RUN) to the Broward County LTC John Stauffer, JROTC Raider Challenge Championship Meet (MOI), Team Run

1. TASK: Each team must complete a 5 km team run over a designated marked course.
2. CONDITIONS: During daylight hours and under existing weather conditions, each 10-member Raider team will negotiate approximately a 5 km course in their prescribed Raider uniform (ACU trousers, team or tan t-shirt, running shoes and some type of water carrying devise (pistol belt, full canteen with cover, water bottle, camel back). Team members must stay together and remain within 20 meters of each other during the final 300 meters of the course. Coaches, parents, chaperones or other non-competing Raiders are not allowed to run with the team.
3. STANDARDS: Team scores are based on the total time it takes for the team to finish the course. All Raider team members must cross the finish line within 20 meters (THAT IS CLEARLY MARKED) of each other and the time will stop when the last member of the team crosses the finish line. If any Raider violates the 20-meter rule there is a **30 second penalty** for each Raider in violation. Raider team members cannot push, pull, hold hands or carry their teammates at any time during the Team Run event. A **50 second penalty** will be added to the run time for violating this safety rule. At no time may a coach, non-competing cadet, parent, chaperone or cadre run along or “pace” a Raider team. Any Raider team caught violating this rule is **DISQUALIFIED**. If for any reason a Raider team member drops out of the Team Run event after the run starts, the team will ensure the cadet is taken care of by getting medical help or other help needed for that team member. Once help arrives, the rest of the team can finish the run if so desired. Teams will incur a **five (5) minute penalty** for each team member who drops out of the run. Teams that fail to start 30 seconds after the team listed to start immediately before them on the rotation matrix will incur a **one (1) minute penalty**.
4. CONCEPT: Each Raider Team will report to the Team Run area and line up by teams in the order provided on their rotation matrix. The judge will start each team 30 seconds apart. Thirty (30) seconds after the team listed immediately before them on the rotation matrix, the judge will give the command “Get Ready” and “Go”. Time will stop when all Raiders have crossed the finish line. No stopwatches will be used to keep time. The judge will record the actual start and stop time on a single scoring matrix – individual Team Run scoresheets will not be used.

ANNEX E: (TIRE FLIP) to the Broward County LTC John Stauffer, JROTC Raider Challenge Championship Meet (MOI), Tire Flip

1. TASK: 10-member Raider teams will flip a large tire a distance of 50 meters, cross a mid-point line and flip the same tire back to the start / finish line. Team captains will structure their teams into two groups of five cadets each. Time begins at the command of “Begin” and stops when the whole tire is completely across the start / finish line and on the ground.
2. CONDITIONS: Event is in relay style for time. Uniform for this event is ACU jacket, ACU trousers, boots or running shoes and gloves for safety reasons. This event will take place in a grassy area / field marked in lanes approximately 50-meters long by a minimum of three meters wide. See diagram below. Team captains will structure their teams into two groups of five cadets each. Each team type will flip the same size tire. The judge will command “Get Ready” then “Begin”. Time stops when the tire comes to rest across the start / finish line. The female and JV tire will not weight over 400 pounds, the mixed tire will not weight over 550 pounds and the male tire will not weight over 700 pounds.
3. STANDARDS: The first group of five moves forward from a near side ready line then flips the tire 50 meters out, past a midpoint line. The second group of five will move forward from a far side ready line and flips the tire back past the finish line. The members of the other section not flipping cannot lead or follow the section doing the flipping. Time starts when the judge commands “Begin” and ends when the tire comes fully to rest past the start / finish line. In the interest of safety, all five team members must always remain behind or to the side of the tire. The first group of five must flip the entire tire past the mid-point line and let it come to rest before the second group of five comes forward to begin flipping the entire tire past the start line. The lane judge will walk along with the five member teams as they traverse the approximately 50 meters course to observe and maintain a safe event execution. The tire is not allowed to twist or roll while being flipped. The tire must remain completely within the lane at all times while being flipped. If any portion of the tire comes in contact with the boundary line the team has committed a lane violation.
4. SAFETY: Team members cannot stand or move in front of the tire as it is being flipped.
5. PENALTIES:
 - a. Allowing tire to roll in order to cover more ground: **30 seconds**
 - b. Allowing tire to twist in order to cover more ground: **30 seconds**
 - c. Cadets moving forward from the ready line before tire comes to rest: **30 seconds**
 - d. Lane violation: **30 seconds**
 - e. Intentional safety violation: **disqualified**
 - f. Sliding the tire to cover more ground: **30 seconds**
 - g. Intentionally rolling tire: **disqualified**

ANNEX E: (TIRE FLIP) to the Broward County LTC John Stauffer, JROTC Raider Challenge Championship Meet (MOI), Tire Flip



ANNEX E: (TIRE FLIP) to the Broward County LTC John Stauffer, JROTC Raider Challenge
Championship Meet (MOI), Tire Flip

Tire Flip Score Sheet

SCHOOL _____

TEAM TYPE (Circle one)

MALE

FEMALE

MIXED

JV

Raw Time: ____: ____ ____ . ____ ____ (minutes : seconds . hundredths of seconds)

Disqualifications:

_____ No gloves (full fingered)
_____ Intentionally rolling tire
_____ Intentional safety violation

Time Penalties:

_____ Allowing tire to roll in order to cover more ground: **30 seconds**
_____ Allowing tire to twist in order to cover more ground: **30 seconds**
_____ Cadets moving forward from the ready line before tire comes to rest: **30 seconds**
_____ Lane violation: **30 seconds**
_____ Sliding the tire to cover more ground: **30 seconds**
_____ Uniform penalties CCR 145-2, paragraph 11-6: **10 seconds per occurrence; 4 or more cadets = 5 min; 7 or more cadets = DQ**
_____ Sportsmanship penalty: **30 seconds per occurrence, or disqualification for multiple violations)**

Penalty Time: _____

Total Time: ____: ____ ____ . ____ ____ (minutes : seconds . hundredths of seconds)

COMMENTS:

SCORER'S PRINTED NAME: _____

Team Captain Name and Signature: _____

Team Arrival Time: _____

Team Departure Time: _____

E-3

ANNEX F: (STATEMENT OF INSURANCE COVERAGE) To the Broward County LTC John Stauffer,
JROTC Raider Challenge Championship Meet (MOI)

Statement of Insurance Coverage

SCHOOL: _____

TEAM TYPE (Circle one)

MALE

FEMALE

MIXED

JV

I certify that the following named JROTC cadets who are participating in the Broward County
LTC John Stauffer JROTC Raider Challenge Meet has insurance coverage in accordance with
and USACC REG 55-2:

1.

2.

3.

4.

5.

6.

7.

8.

9.

10.

11.

12.

SIGNED SAI/AI: _____ DATE _____

ANNEX G: (STATEMENT OF ELIGIBILITY) to the Broward County LTC John Stauffer, JROTC Raider Challenge Championship Meet (MOI)

STATEMENT OF ELIGIBILITY

SCHOOL: _____

TEAM TYPE (Circle one)

MALE

FEMALE

MIXED

JV

I certify that the following named JROTC cadets participating in the Broward County LTC John Stauffer, JROTC Raider Challenge Championship Meet are eligible to participate. They meet the criteria of the Florida High School Athletic Association and Broward County JROTC standards for extra-curricular activities participation by having a 2.0 unweighted GPA or higher:

- 1.
- 2.
- 3.
- 4.
- 5.
- 6.
- 7.
- 8.
- 9.
- 10.
- 11.
- 12.

School Official Name, Title and Signature:

ANNEX H: (Cadet Uniform Standards) to the Broward County LTC John Stauffer, JROTC Raider Challenge Championship Meet (MOI)

11–3. Cadet Uniforms

a. Authority. Each Cadet authorized to participate in JROTC may be furnished, at government expense, in-kind uniforms. The authority for issuing in-kind uniforms to Cadets is CTA 50–900. Schools that provide a Cadet-type uniform or desire to purchase issue-type uniforms from the Army or commercial sources may be authorized to do so in place of receiving Army-issued uniforms at no cost to the Government. The operating policies and procedures concerning the supply of issue uniforms to schools are outlined in AR 700-84.

b. Types of uniforms. This section outlines basic policies on uniforms for JROTC Cadets and students. The Army uniform and the ACU are authorized for wear by JROTC Cadets. The Class A or B uniform is the standard for the classroom and campus. The ACU is to be worn only on an exceptional basis for adventure training, JCLC, or special team activities, but not on campus during the school day. Cadre may request to wear the ACU in exceptional circumstances. The request must be signed by either the principal or superintendent and be sent through brigade to USACC.

1) Army issue uniform. This uniform is identical to that issued to enlisted members of the Army Active, Reserves, and National Guard. JROTC units electing to wear the Army issue uniform must comply with the following guidelines.

(a) Uniform wear and display of ribbons and accouterments must comply with this regulation.

(b) Army issued uniforms must include insignia which distinguish them from standard active duty Active Army uniforms.

(c) Braids and stripes are not an authorized part of the uniform.

2) Distinctive uniform. This uniform must be so distinctive in design and/or fabric that it cannot be confused with an Army uniform. Units electing to wear distinctive uniforms must request and receive approval, from USACC, for uniform design, style, and material.

c. The mix of civilian attire with the Army uniform, such as school jacket, sweater, etc., is not authorized.

d. Institutions are encouraged to support drill teams, raider teams, rifle teams, drum and bugle corps, bands, color guards, and other appropriate integrated-curricular activity teams. Modification of the Army uniform for these activities is not authorized. However, special uniform accessories such as chrome helmets, and colored webbing are acceptable if obtained at no cost to the government.

ANNEX H: (Cadet Uniform Standards) to the Broward County LTC John Stauffer, JROTC Raider Challenge Championship Meet (MOI).

11-5. Uniform Appearance

a. Uniforms must present a neat and clean appearance. Loose strings will be cut from the uniform. No jewelry, watch chain, combs, checkbooks, pens, pencils or similar items will appear exposed on uniforms. The Army uniform will not be mixed with civilian clothing. Bulky items in pockets distract from the uniform. While in uniform, Cadets will not place their hands in their pockets except momentarily to place or retrieve items.

b. Headgear is part of the uniform. Cadets are required to wear the gray berets while outdoors or when carrying air/drill rifles or a saber. The gray berets with a distinctive flash is the only authorized headgear to be worn with the dress uniform.

c. Cadets are approved to wear the following religious headgear with the JROTC uniform: turban, hijab and yarmulke. Headgear will be conservative and subdued in color (black, brown, green, dark or navy blue or a combination of these colors). The headgear cannot bear any writing, symbols or pictures. Cadets may wear approved religious headgear in place of military headgear (e.g., turban and hijab). Standard JROTC headgear will be worn when it can completely cover the religious headgear (e.g., yarmulke). Approved headgear are authorized for wear during all JROTC activities (i.e., drill team, color guard, parades, speaking engagements, etc.) that do not pose a risk to the safety of the Cadet, Cadre or others. For example, a Cadet wearing religious headgear can be exempted from certain —Special Hazard Training events that may result in injury to the Cadet or support personnel such as obstacle courses / rappelling etc.

d. To ensure consistency across the JROTC program, exceptions to Cadet uniform policies will be forwarded to and approved by the Commander, USACC on a case-by-case basis. To ensure appropriate compliance with current laws and regulations, the Commander, USACC will forward recommendations for disapproval to the Army G-1 within 30 days of the initial request for final adjudication.

11-6. Personal Appearance

JROTC is a uniformed organization which is judged, in part, by how a Cadet wears a prescribed uniform and maintains their personal appearance. Therefore, a neat and well-groomed appearance by all Cadets is fundamental to JROTC and contributes to building the pride and esprit essential to an effective Corps of Cadets.

ANNEX H: (Cadet Uniform Standards) To the Broward County LTC John Stauffer, JROTC Raider Challenge Championship Meet (MOI)

a. Hair Styles. Many hairstyles are acceptable, as long as they are neat and conservative. Hair will be neatly groomed. The length and bulk of hair will not be excessive or present a ragged, unkempt, or extreme appearance. Hair will not fall over the eyebrows or extend below the bottom edge of the collar. Lines or designs will not be cut into the hair or scalp. If dyes, tints, or bleaches are used, colors used must be natural to human hair and not present an extreme appearance. Applied hair colors which are prohibited include, but are not limited to, purple, blue, pink, green, orange, bright (fire-engine) red, and fluorescent or neon colors. It is the responsibility of instructors to use good judgment in determining if applied colors are acceptable, based upon the overall effect on Cadets' appearance.

1) Males. Sideburns will be neatly trimmed. The base will not be flared and will be a clean-shaven, horizontal line. Sideburns will not extend below the lowest part of the exterior ear opening. The face will be clean-shaven, except for permitted mustaches. Males are not authorized to wear braids, cornrows, or dreadlocks (unkempt, twisted, matted, individual parts of hair) while in uniform. Hair that is clipped closely or shaved to the scalp is authorized.

2) Females. Hairstyles will not interfere with proper wearing of military headgear. Hair holding ornaments (barrettes, pins, clips), if used, must be transparent or similar in color to hair, and will be inconspicuously placed. Beads or similar ornamental items are not authorized. Females may wear braids and cornrows as long as the braided style is conservative and the braids and cornrows lie snugly on the head. Hair will not fall over the eyebrows or extend below the bottom edge of the collar at any time during normal activity or when standing in formation. Long hair that falls naturally below the bottom edge of the collar, to include braids, will be neatly and inconspicuously fastened or pinned, so that no free-hanging hair is visible.

b. Fingernails. Cadets will keep fingernails clean and neatly trimmed so as not to interfere with performance of duty. Females may wear polish that is not exaggerated, faddish, or of extreme coloring (such as purple, gold, blue or white) while in uniform.

c. Hygiene and Tattoos. Cadets are expected to maintain good hygiene while in uniform. Tattoos are authorized except in areas of the body which would cause the tattoo to be exposed while in Class A uniform. Tattoos or brands that are extremist, indecent, sexist, or racist are prohibited, regardless of location on the body, as they are prejudicial to good order and discipline within the unit, the school, and the community.

d. Religious wear.

1) Cadets may wear religious headgear while in uniform as long as it meets the following criteria.

ANNEX H: (Cadet Uniform Standards) To the Broward County LTC John Stauffer, JROTC Raider Challenge Championship Meet (MOI)

(a) It must be subdued in color (black, brown, green, dark or navy blue, or a combination of these colors).

(b) It must be of a style and size that can be completely covered by standard military headgear.

(c) The headgear cannot bear any writing, symbols, or pictures.

2) Exceptions to appearance standards based on religious practices.

(a) The term religious apparel is defined as articles of clothing worn as part of the observance of the religious faith practiced by the Cadet. Religious articles include, but are not limited to, medallions, small booklets, pictures, or copies of religious symbols or writing carried by the individual in wallets or pockets. Except as noted below, Cadets may not wear religious items if they do not meet the standards of this regulation. Requests for accommodation will not be entertained.

(b) Cadets may wear religious apparel, articles, or jewelry with the uniform, if they are neat, conservative, and discreet. —Neat conservative, and discreet is defined as meeting the uniform criteria of this regulation. In other words, when religious jewelry is worn, the uniform must meet the same standards of wear as if the religious jewelry were not worn. For example, a religious item worn on a chain may not be visible when worn with uniforms. The width of chains worn with religious items should be approximately the same size as the width of the ID tag chain.

ANNEX I: (RISK ASSESSMENT) to Broward County LTC John Stauffer, JROTC Raider Challenge Championship Meet (MOI), Risk Assessment

| | | | | | |
|---|--|--|---|---|-------------------------------|
| 1. MISSION/TASK DESCRIPTION Broward County JROTC Raider Championship Meet | | | | 2. DATE (DD/MM/YYYY) 26 October 2019 | |
| 3. PREPARED BY | | | | | |
| a. Name (Last, First, Middle Initial) Merkel, Kenneth O. | | b. Rank/Grade LTC / O5 | | c. Duty Title/Position SAI, West Broward JROTC (Meet OIC) | |
| d. Unit West Broward County JROTC | | e. Work Email kenneth.merkel@browardschools.com | | f. Telephone (DSN/Commercial (Include Area Code)) (754) 323-2681 | |
| g. UIC/CIN (as required) | | h. Training Support/Lesson Plan or OPORD (as required) Broward County LTC John Stauffer, JROTC Raider Challenge Meet (MOI) | | i. Signature of Preparer <i>Kenneth O. Merkel</i> | |
| Five steps of Risk Management: (1) Identify the hazards (2) Assess the hazards (3) Develop controls & make decisions (4) Implement controls (5) Supervise and evaluate (Step numbers not equal to numbered items on form) | | | | | |
| 4. SUBTASK/SUBSTEP OF MISSION/TASK | 5. HAZARD | 6. INITIAL RISK LEVEL | 7. CONTROL | 8. HOW TO IMPLEMENT/ WHO WILL IMPLEMENT | 9. RESIDUAL RISK LEVEL |
| Raider Meet Events: Raider Fitness Challenge On-Rope Bridge Cross-Country Rescue Team Run Tire Flip Closing/Award Ceremony | Dehydration | medium | Provide and consume water IAW heat category level | How: - Dress according to weather conditions - Conduct risk assessment safety briefing | low |
| | Hot weather injuries | medium | Dress appropriate/hydrate night prior/heat category/monitor WET BULB every hour | - Ensure cadets are drinking water on regular basis - Give class on snakes, spiders and poisonous plants in the area | low |
| | Bodily injuries due to obstacles and uneven ground | medium | Brief terrain and safety issues and concerns | - Brief cadets on behavior and safety standards | low |
| | Wildlife | medium | Brief terrain and safety issues and concerns | - Direct Supervision by JROTC instructors and chaperones | low |
| | Horseplay by cadets | medium | Close supervision of cadets by JROTC instructors and chaperones | Who: Event OIC/NCOIC and Safety Officer and DAI Staff | low |
| 10. OVERALL RESIDUAL RISK LEVEL (All controls implemented): <div style="display: flex; justify-content: space-around; align-items: center;"> EXTREMELY HIGH <input type="checkbox"/> HIGH <input type="checkbox"/> MEDIUM <input type="checkbox"/> LOW <input checked="" type="checkbox"/> </div> | | | | | |
| 11. OVERALL SUPERVISION PLAN AND RECOMMENDED COURSE OF ACTION Risk is a Low due to diligent training prior to the competition, competition is taking place on a high school campus, supervision of instructors and chaperones, discipline and focus of cadets. | | | | | |
| 12. APPROVAL OR DISAPPROVAL OF MISSION OR TASK APPROVE DISAPPROVE | | | | | |
| a. Name (Last, First, Middle Initial) b. Green, Kenneth P. | | c. Rank/Grade LTC/O5 | | d. Duty Title/Position Coordinator, JROTC and Military Programs | |
| e. Signature of Approval Authority <i>Kenneth P. Green</i> | | | | | |
| e. Additional Guidance: | | | | | |

**ANNEX I: (RISK ASSESSMENT) to Broward County LTC John Stauffer, JROTC Raider
Challenge Championship Meet (MOI), Risk Assessment**

| 4. SUBTASK/SUBSTEP OF MISSION/TASK | 5. HAZARD | 6. INITIAL RISK LEVEL | 7. CONTROL | 8. HOW TO IMPLEMENT/ WHO WILL IMPLEMENT | 9. RESIDUAL RISK |
|---|--|--------------------------------------|---|---|-----------------------------|
| Raider Fitness Challenge | Bodily injuries due to obstacles, weighted objects | medium | Brief task, conditions, standards. Station cadre at each obstacle to ensure safety standards are met | How: Train cadets on proper procedures and constant supervision Who: Event OIC/NCOIC and cadre | low |
| One-Rope Bridge | Falling from rope due to improper procedures, improperly tied rope | medium | Brief task, conditions, standards. Train cadets on proper procedures before event | How: Cadre control, constant supervision, proper knots are tied Who: Event OIC/NCOIC and cadre | low |
| | Rope Burns | medium | Wear proper clothing and equipment | How: Ensure proper clothing and safety gear is readily available and worn Who: Event OIC/NCOIC and cadre | low |
| Tire Flip | Tire landing on foot/leg, muscle pulls | medium | OIC/NCOIC and cadre will ensure all personnel have proper footwear, five cadets will be flipping tire | How: Brief that five cadets must be flipping tire at all times Who: Event OIC/NCOIC and cadre | low |
| Team Run | Blisters | medium | All cadets will wear running shoes | How: Brief cadets and inspect running shoes for serviceability Who: Event OIC/NCOIC and cadre | low |
| Cross-Country Rescue | Falling with litter, carrying rucksacks | medium | Cadets will not be in front of the litter (on sides or behind) while transporting, weight of litter is 80lbs, rucksacks is 20lbs. | How: Train cadets on proper procedures and constant supervision Who: Event OIC/NCOIC and cadre | low |
| Closing Ceremony | Heat related injuries | medium | Conduct closing/award ceremony indoors (preferred) or in the shade | How: Cadets will remove OCP jacket (t-shirt only), rehydrate Who: Cadre and chaperones | low |