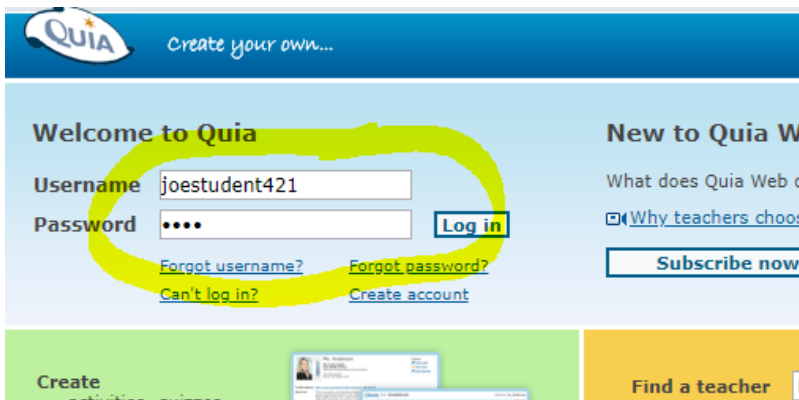


1. Go to www.quia.com

2. Click on quia web




3. Use the user name and password provided by Señor Ledesma. The below example is NOT your user name.



4. Click log in



5. At the next screen, click “class web page”

 Home FAQ About Log out

Student Zone Welcome, joe student

[Help](#)

Class: 01-Temp [Find a teacher](#) | [My account](#)

Instructor: Señor Ledesma  

Class web page: <https://www.quia.com/pages/pledesma22/page45>

Quiz Results

You have no quiz results.

Activity Statistics

6. At the next screen, read and scroll to the bottom for the activity assigned for the day.

iBienvenidos!
Welcome!

The Quia.com web site will be an instrument that will help you become more knowledgeable in Spanish.
For each activity there will be directions as to what to do for each. Please make sure you read the directions carefully.
Please do NOT hit the back browser as you will lose all the information and if there allotted chances, you may/will lose them.

You cannot copy and paste answers on this system.

For most of these activities, you will be able to do corrections.

To start the activities, go to class web page.

If you have any questions, please call or email. In the subject line, please write your name (First and Last, and period).

My contact information is...
email: ledesmap@kisdtx.net
phone: 682-738-5756

Thank you and let the learning begin!


My Quia activities and quizzes

QUIZ

[19-SEP-2018-vocab pract.-set1](#)

<https://www.quia.com/quiz/6942253.html>

Last updated 2018/09/18 21:21:21 CDT



7. You will be prompted with the directions for each activity (read them). You will then use your provided user name and password to log in again. Then click “start now”

19-SEP-2018-vocab pract.-set1

1. You will be provided with questions over CH1A vocabulary.

2. Some will be fill in the blank, others will be matching.

3. Use page 46 as a resource/tool.

4. Spelling will count.

5. You can make corrections.

6. This will be due at the start of your period on 9/20.

This quiz requires you to log in.
Please enter your Quia username and password.



Quiz Log In

Username:

Password:

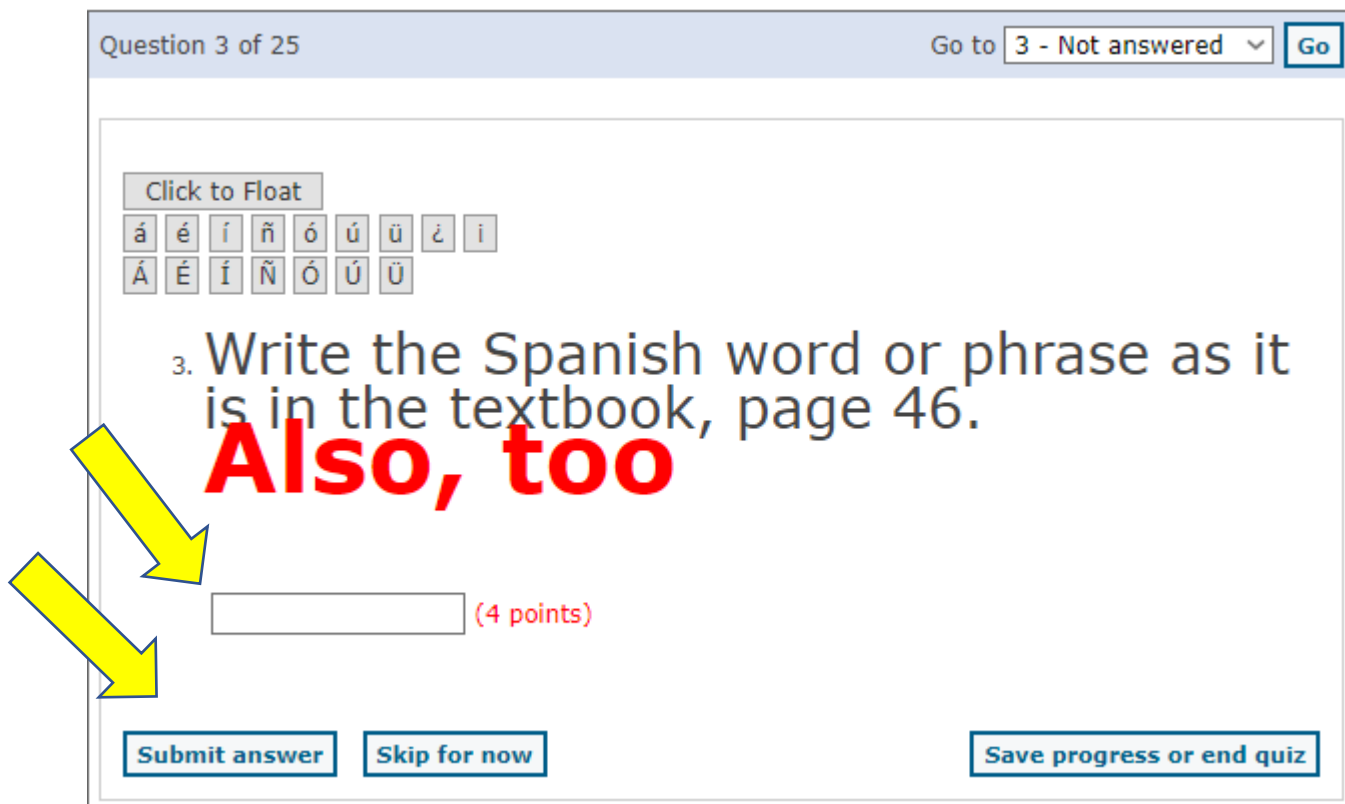
8. The activities you can do may vary. Such as:

- a. Fill-in the blank
- b. Multiple choice
- c. True/false
- d. Matching
- e. Pop up selections
- f. And others

9. How will you answer a question? Some questions may vary such as multiple choice, matching, fill-in, etc.

10. You will answer the question in the space provided.

11. Then click “submit answer”



The screenshot shows a quiz interface for 'Question 3 of 25'. At the top right, it says 'Go to 3 - Not answered' with a 'Go' button. Below this is a toolbar with a 'Click to Float' button and a grid of Spanish accents: á, é, í, ñ, ó, ú, ü, ç, i (both lowercase and uppercase). The question text is '3. Write the Spanish word or phrase as it is in the textbook, page 46.' A large, bold, red text overlay 'Also, too' is positioned over the question. Below the question is an empty text input box with '(4 points)' to its right. At the bottom, there are three buttons: 'Submit answer', 'Skip for now', and 'Save progress or end quiz'. Two large yellow arrows point from the left towards the input box and the 'Submit answer' button.

12.If you make a mistake, you get “Instant feedback.” You can then correct your response. If it is wrong, you will get a screen that looks like this below.

Question 4 of 25 Go to 4 - Not answered Go

Incorrect.

3. Write the Spanish word or phrase as it is in the textbook, page 46.

Also, too

Your response:
ocho

13. To make corrections, click on the drop down menu and select the question which was incorrect. Then click “go”

Question 4 of 25 Go to 4 - Not answered Go

Incorrect.

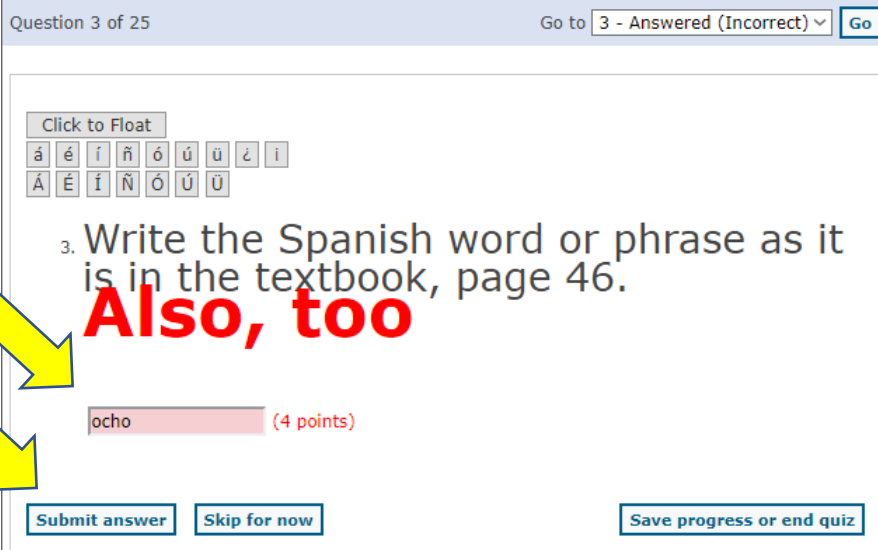
3. Write the Spanish word or phrase as it is in the textbook, page 46.

Also, too

Your response:
ocho

1 - Not answered
2 - Not answered
3 - Answered (Incorrect)
4 - Not answered
5 - Not answered
6 - Not answered
7 - Not answered
8 - Not answered
9 - Not answered

14. The fillable screen will then highlight pink. Make your correction “again” then click “submit answer”



Question 3 of 25 Go to 3 - Answered (Incorrect) Go

Click to Float

á é í ñ ó ú ü ò ò
Á É Í Ñ Ó Ú Û

3. Write the Spanish word or phrase as it is in the textbook, page 46.

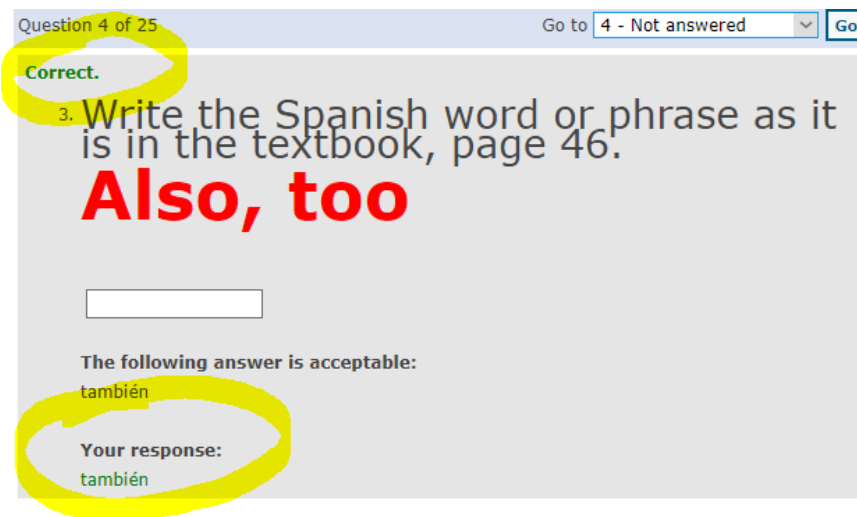
Also, too

ocho (4 points)

Submit answer Skip for now Save progress or end quiz

Two yellow arrows point to the 'Submit answer' and 'Skip for now' buttons.

15. If your answer is correct, you will get a screen that looks like the one below.



Question 4 of 25 Go to 4 - Not answered Go

Correct.

3. Write the Spanish word or phrase as it is in the textbook, page 46.

Also, too

The following answer is acceptable:
también

Your response:
también

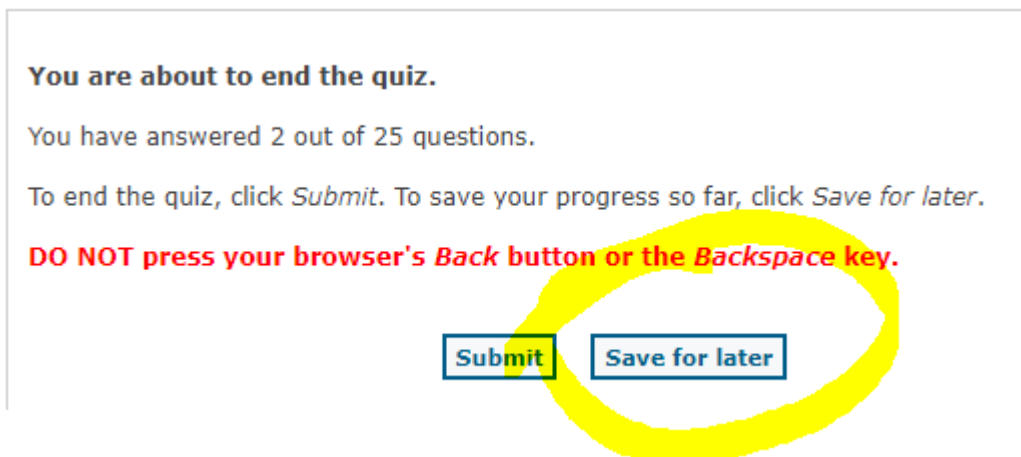
Yellow circles highlight the 'Correct.' status and the 'Your response: también' text.

16. You will keep doing all of the assigned problems until you are finished.

17.If at any point you need to save you work, click at the bottom “save progress”



18.Then, click “save for later”

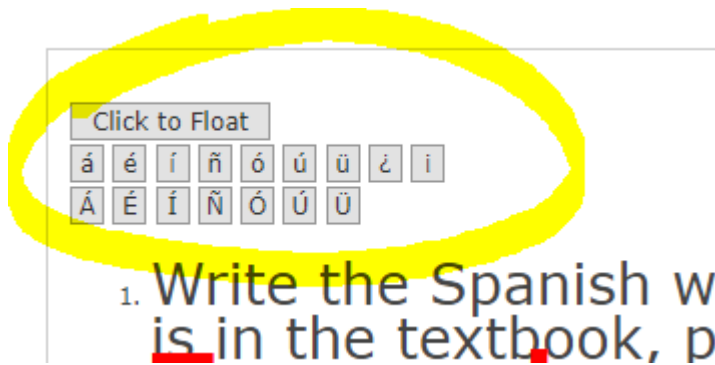


19.Be careful, if you click “End quiz” or “submit,” you will submit your work and the work you have not done will count against you. Then, you will have to start over again.

20.At the end you will get your score.

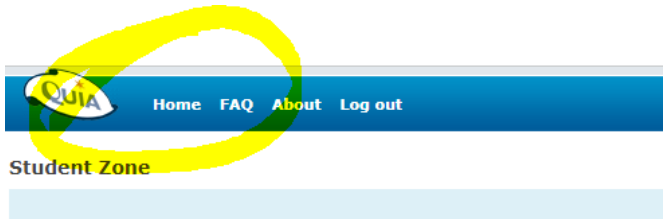
Accents and special characters part of the Spanish language.

21. There are some words or phrases which require accents or special characters. To add these, there is a floating keyboard. Use it to insert the special characters.



Other tools

1. If you click “home” at the top left corner, you can see your grade summary, class page (where you get your assignments)




The screenshot shows the Quia website interface. At the top, there is a blue navigation bar with the Quia logo and links for Home, FAQ, About, and Log out. The 'Home' link is circled in yellow. Below the navigation bar, there is a 'Student Zone' section. Underneath, the following information is displayed:

Class: 01-Temp
Instructor: Señor Ledesma [icon] [icon]
Class web page: <https://www.quia.com/pages/pledesma22/page45>

Below this, there is a 'Quiz Results' section with a table showing overall score and points:

Overall score	Overall points
4%	4/100

At the bottom, there is a table showing quiz results:

Quiz	Points	Score	Time completed (US/Pacific)	Elapsed time
 19-SEP-2018-vocab pract.-set1 [1]	4/100	4 %	2018/09/18 07:56:23 PM	00:22:48

Below the table, there is a link to 'View results.' with a document icon.

Helpful hints / cautions / notes

1. Do not click the back or forward browser buttons as you are doing the activities.
2. You may make corrections as many times as you wish per question or redo each activity.
3. These are not quizzizz or tests.
4. Save, don't forget or lose your user name and password. That is your responsibility. Like a physical paper, it is your responsibility not to lose.
5. Follow the due date for each assignment.
6. Each day not turned in equals -15 points. After 3 days equals a zero.
7. If you have any questions, please ask.