




















1. If you have ever lost a family member, what was their relationship to you? If you've lost MORE than 1, choose all that apply.

		Response Percent	Response Count
Mom		4.6%	3
Dad		1.5%	1
Brother/Sister		10.8%	7
Grandparent		70.8%	46
Aunt/Uncle		49.2%	32
Cousin		40.0%	26
Niece/Nephew		4.6%	3
NONE		9.2%	6
		answered question	65
		skipped question	0

2. How many close friends or relatives have you lost due to gang violence?

		Response Percent	Response Count
0		66.2%	43
1		15.4%	10
2		13.8%	9
3		1.5%	1
4 or more		3.1%	2
		answered question	65
		skipped question	0

3. What types of bullying have you experienced THIS school year? Check ALL types that apply (you may choose more than 1).

		Response Percent	Response Count
Physical		21.5%	14
Verbal		36.9%	24
Cyber		4.6%	3
Sexual		9.2%	6
Emotional		20.0%	13
NONE		53.8%	35
answered question			65
skipped question			0

4. How would you rate how confident you are about your physical appearance on a scale of 1 to 10. 1 means NO self-confidence and 10 means you are VERY confident.

		Response Percent	Response Count
1 - NO self-confidence		1.5%	1
2		0.0%	0
3		0.0%	0
4		1.5%	1
5 - MIDDLE		10.8%	7
6		6.2%	4
7		13.8%	9
8		23.1%	15
9		16.9%	11
10 - EXTREMELY self-confident		26.2%	17
answered question			65
skipped question			0

5. How often do you feel depressed?

		Response Percent	Response Count
Never		27.7%	18
Sometimes		56.9%	37
Often		12.3%	8
Always		3.1%	2
answered question			65
skipped question			0




6. What do you see for yourself 5 years into the future?

		Response Percent	Response Count
Graduated from high school, entering college		84.6%	55
With a kid		7.7%	5
In jail		4.6%	3
A high school drop out		1.5%	1
Drug addiction/Alcoholic		1.5%	1
		answered question	65
		skipped question	0








7. How often do you get bullied in school?

		Response Percent	Response Count
Everyday		3.1%	2
Once a week		13.8%	9
Several times a month		18.5%	12
Never		64.6%	42
		answered question	65
		skipped question	0

8. Within this school year, has someone forced you into a situation that made you feel uncomfortable due to peer pressure?

		Response Percent	Response Count
No		73.8%	48
*If YES, check the box that says "OTHER (specify) & then EXPLAIN what situation you were pressured into in the space provided.		24.6%	16
Other (please specify)		26.2%	17
answered question			65
skipped question			0

9. Have you ever bullied someone within the current school year for...? If more than 1 applies, check ALL that apply.

		Response Percent	Response Count
Popularity		10.8%	7
Insecurity		7.7%	5
Boredom		29.2%	19
Fun		24.6%	16
Power/control		4.6%	3
To release anger		35.4%	23
I have NOT bullied anyone		38.5%	25
answered question			65
skipped question			0






10. In this school year, have you been a victim of Bullying? If so how many times?

		Response Percent	Response Count
Yes, 1-3 times		24.6%	16
Yes, 4-6 times		6.2%	4
Yes, 7-9 times		1.5%	1
More than 10 times		3.1%	2
No, I haven't been a victim of Bullying		64.6%	42
answered question			65
skipped question			0





11. How many times have you been a victim of domestic violence (a family member or boyfriend/girlfriend physically abusing you)?

		Response Percent	Response Count
Never		75.4%	49
1-3 times		10.8%	7
4-6 times		4.6%	3
7-10 times		0.0%	0
More than 10 times		9.2%	6
answered question			65
skipped question			0






12. How many hours a week do you spend taking care of a family member?

		Response Percent	Response Count
Zero hours		30.8%	20
1-5 hours		24.6%	16
5-10 hours		21.5%	14
10-15 hours		10.8%	7
15 or more hours		12.3%	8
		answered question	65
		skipped question	0

13. What type of home do you live in?

		Response Percent	Response Count
House (own it)		49.2%	32
House (rent it)		35.4%	23
Apartment		13.8%	9
Homeless/Car		1.5%	1
		answered question	65
		skipped question	0

14. Which of the following have you done to fit in (due to peer pressure)? If more than 1 applies, check ALL that apply.

		Response Percent	Response Count
Drinking/Drugs		16.9%	11
Smoke		18.5%	12
Bullying		9.2%	6
Sexual Contact		30.8%	20
NONE of the above		58.5%	38
answered question			65
skipped question			0